



Club Health Assessment for District A 1 through March 2025

			Status	Membership							Reports					Finance		LCIF
Club Number	Club Name	Charter Date		Current Member Count	YTD Members Added	YTD Members Dropped	YTD Net Growth	YTD Net Growth%	Member Count 12 Months Ago	Avg. length of service for dropped members	Months Since Last MMR ***	Yrs. Since Last Officer Report	President Rotation	Vice President Reported ****	Months Since Last Activity Report ***	Account Balance	Donations for current Fiscal Year	
			Number of times on status quo within last two years	If below 15 members appears				If net loss is greater than 20% appears			If no report in 3 months appears in	When more than one year appears in	Number of repeat terms	Notes the officers that do not have an active	If no report at 12 months appears in red			
Clubs more than two years old																		
14505	AILS CRAIG & DISTRICT	05/12/1971	Active	22	1	5	-4	-15.38%	26	8	2			N	SC	1	\$111.24	
Exc Award (06/30/2017, 06/30/2018, 06/30/20																		
14507	ARKONA	02/21/1948	Active	21	0	1	-1	-4.55%	23	18	6		8	N	P,T	4	\$204.22	
Exc Award (06/30/2021)																		
14508	BELLE RIVER	12/14/1944	Active	48	2	3	-1	-2.04%	43	6	0		None		P,M,VP	1	\$198.21	
Exc Award (06/30/2017, 06/30/2018, 06/30/20																		
14509	BELMONT	11/19/1956	Active	35	7	3	4	12.90%	35	25	1			N		2	\$78.34	
14511	CHATHAM	03/24/1949	Active	23	7	0	7	43.75%	18		0			N		0	\$764.46	
Exc Award (06/30/2018, 06/30/2019, 06/30/20																		
14512	DELAWARE	03/24/1971	Active	60	1	0	1	1.69%	60		8		None		P,M,VP,SC	9	\$71.94	
14513	DORCHESTER	04/14/1954	Active	54	5	9	-4	-6.90%	55	19	2			N	M,SC	0	\$859.74	
Exc Award (06/30/2019, 06/30/2020, 06/30/20																		
14538	DUTTON & DISTRICT	11/03/1966	Active	24	4	1	3	14.29%	23	2	0			N		0	\$328.56	
Exc Award (06/30/2018, 06/30/2020, 06/30/20																		
29799	GLENCOE DISTRICT	09/12/1974	Active	36	0	0	0	0.00%	37		0				S,T,M,VP,SC	17	\$669.62	
40119	HIGHGATE & DIST	06/30/1981	Active	19	1	1	0	0.00%	20	7	2		2	R	M,SC	0		
38598	HYDE PARK & DISTRICT L C	06/02/1980	Active	42	3	4	-1	-2.33%	37	8	0			N		9	\$143.95	
Exc Award (06/30/2017, 06/30/2023, 06/30/20																		
14515	ILDERTON & DISTRICT L C	04/27/1954	Active	47	6	8	-2	-4.08%	50	15	1			N	T	9	\$328.56	
14516	KINGSVILLE	05/03/1933	Active	21	0	0	0	0.00%	28		5		2	R	M,SC	5		
Exc Award (06/30/2021)																		
33216	LAMBETH	01/19/1977	Active	20	0	1	-1	-4.76%	22	11	3			N		16	\$562.27	
Exc Award (06/30/2021, 06/30/2023)																		
14517	LEAMINGTON	12/11/1925	Active	12	0	2	-2	-14.29%	14	9	3		8	N	M,SC	17		
43015	LIGHTHOUSE COVE & DIST	09/16/1983	Active	17	0	4	-4	-19.05%	21	4	1		2		P,M,VP,SC	24+	90+ Days	
Exc Award (06/30/2021)																		
14518	LONDON CENTRAL	06/28/1921	Active	31	1	6	-5	-13.89%	29	7	0			N	SC	0	\$1,685.71	



Club Health Assessment for District A 1 through March 2025

			Status	Membership							Reports					Finance	LCIF
Club Number	Club Name	Charter Date		Current Member Count	YTD Members Added	YTD Members Dropped	YTD Net Growth	YTD Net Growth%	Member Count 12 Months Ago	Avg. length of service for dropped members	Months Since Last MMR ***	Yrs. Since Last Officer Report	President Rotation	Vice President Reported ****	Months Since Last Activity Report ***	Account Balance	Donations for current Fiscal Year
			Number of times on status quo within last two years	If below 15 members appears	If net loss is greater than 20% appears					If no report in 3 months appears in	When more than one year appears in	Number of repeat terms	Notes the officers that do not have an active	If no report at 12 months appears in red			
14519	LONDON EAST	03/13/1951	Active	23	2	2	0	0.00%	23	10	1			N	2		\$1,317.46
Exc Award (06/30/2024)																	
136643	London West	11/27/2018	Active	9	5	0	5	125.00%	9		5			N	12	90+ Days	
14523	LUCAN DISTRICT L C	09/13/1948	Active	40	0	0	0	0.00%	40		5		2		3		\$6,917.63
38049	MELBOURNE & DISTRICT L C	02/29/1980	Active	20	2	1	1	5.26%	19	9	3			N	9		
14524	MT BRYDGES	04/30/1948	Active	39	3	3	0	0.00%	42	43	1			N	12		
14525	PARKHILL	05/22/1939	Active	21	0	1	-1	-4.55%	22	12	3		6	N	17		\$719.44
14526	PETROLIA	10/24/1932	Active	64	5	1	4	6.67%	61	0	0			N	0		\$3,358.17
Exc Award (06/30/2017, 06/30/2023)																	
36718	POPLAR HILL & DISTRICT L C	03/22/1979	Active	34	4	2	2	6.25%	33	34	4				VP,SC	0	\$365.07
Exc Award (06/30/2018)																	
14527	PORT STANLEY	11/04/1959	Active	30	1	1	0	0.00%	27	1	0			R	10	90+ Days	
Exc Award (06/30/2023)																	
143347	Port Stanley Lioness	10/29/2020	Active	20	0	2	-2	-9.09%	19	1	2		2	R	3		
Exc Award (06/30/2023)																	
14528	RODNEY	12/22/1972	Active	19	0	0	0	0.00%	19		10		2	R	23		
14530	SARNIA	09/21/1932	Active	11	0	3	-3	-21.43%	14	13	4		2		24+		
14529	ST THOMAS	10/28/1930	Active	14	1	3	-2	-12.50%	17	6	3			N	2		\$193.39
Exc Award (06/30/2021, 06/30/2023)																	
14533	STRATHROY	05/29/1924	Active	49	4	7	-3	-5.77%	52	13	3			N	3		\$13.89
14535	Thorndale	04/28/1947	Active	37	4	5	-1	-2.63%	38	14	1		None		4		
Exc Award (06/30/2016)																	
14536	TILBURY	06/22/1934	Active(1)	33	0	0	0	0.00%	32		5			N	24+		
14539	WHEATLEY	12/02/1948	Active	9	0	0	0	0.00%	9		11		6	R	3	90+ Days	\$74.03
Exc Award (06/30/2017, 06/30/2018)																	
14540	WINDSOR	03/12/1920	Active	36	1	3	-2	-5.26%	40	27	2		2	N	13		\$372.04
14543	WYOMING	03/18/1953	Active	58	3	3	0	0.00%	58	26	0			N	17		\$4,514.73



Club Health Assessment for District A 1 through March 2025

			Status	Membership							Reports					Finance	LCIF
Club Number	Club Name	Charter Date		Current Member Count	YTD Members Added	YTD Members Dropped	YTD Net Growth	YTD Net Growth%	Member Count 12 Months Ago	Avg. length of service for dropped members	Months Since Last MMR ***	Yrs. Since Last Officer Report	President Rotation	Vice President Reported ****	Months Since Last Activity Report ***	Account Balance	Donations for current Fiscal Year
			Number of times on status quo within last two years	If below 15 members appears				If net loss is greater than 20% appears			If no report in 3 months appears in	When more than one year appears in	Number of repeat terms	Notes the officers that do not have an active	If no report at 12 months appears in red		
146090	Wyoming Lioness Exc Award (06/30/2023)	05/03/2021	Active	16	1	3	-2	-11.11%	17	2	1		None	P,M,VP,SC	9		

Clubs Cancelled Previous Fiscal Year – Clubs Cancelled within last 12 months may be reinstated

Club Number	Club Name	Charter Date	Current Status*	Cancellation Date
14532	STONEY POINT	05/07/1971	Cancelled(6*)	01/29/2024

Current Total Clubs Count	YTD New Clubs Count	YTD Cancelled Clubs Count	YTD Net Club Gain	Current Total Members Count	YTD Add	YTD Drop	YTD Net Growth	YTD Net Growth %	Member Count 12 Months Ago	Average Member Count Per Club	% of Clubs with less than 20 members	% No MMR in 3 Months	% No Officer Report in 12 Months	% of Clubs with balance 90+ days	Number of Clubs in Status Quo	% Status Quo Clubs in Financial Suspension	Number of Cancelled Clubs	Average Cancelled Club Age	Members Lost Due to Cancellation	% of Clubs Cancelled for Non-Financial Reasons
37	0	0	0	1,114	74	88	-14	-1.24%	1,132	30	24%	43%	0%	11%	0	0%	0	0	0	0%

* - P - Priority Club. Cancellation Reasons: 1-Objectives/conduct, 2-Non-active club, 5-Non-existing club, 6-Disbanding, 7-Merger, 8-Financial Suspension, 9-District/Multiple District Dues.

** - Abbreviation: P-President, S-Secretary, T-Treasurer, M-Member Chairperson, VP-First Vice President, MC-Communications Chairperson, SC-Service Chairperson

*** - Abbreviation: N/R - Never reported using the Lions Clubs website, N/A - Not applicable, No password registered for the Lions Clubs website.

**** - Abbreviation: N - New, IP - Immediate Past, R - Repeat.



Club Health Assessment for District A 2 through March 2025

			Status	Membership							Reports					Finance		LCIF			
Club Number	Club Name	Charter Date		Current Member Count	YTD Members Added	YTD Members Dropped	YTD Net Growth	YTD Net Growth%	Member Count 12 Months Ago	Avg. length of service for dropped members	Months Since Last MMR ***	Yrs. Since Last Officer Report	President Rotation	Vice President Reported ****	Months Since Last Activity Report ***	Account Balance	Donations for current Fiscal Year				
			Number of times on status quo within last two years	If below 15 members appears					If net loss is greater than 20% appears						If no report in 3 months appears in	When more than one year appears in	Number of repeat terms	Notes the officers that do not have an active	If no report at 12 months appears in red		
Clubs less than two years old																					
158127	Long Point Lioness	04/11/2024	Active	27	5	0	5	22.73%	0		1			N	M,SC	0					
Clubs more than two years old																					
14544	BEAMSVILLE & DISTRICT Exc Award (06/30/2017, 06/30/2021)	04/17/1939	Active	27	0	1	-1	-3.57%	28	7	2				P,T,VP,SC	15		\$328.56			
14545	CALEDONIA	11/16/1960	Active	36	2	0	2	5.88%	37		1		2		VP,SC	12					
14547	CHIPPAWA Exc Award (06/30/2017)	08/25/1941	Active	31	2	4	-2	-6.06%	32	7	3			N	SC	4		\$694.28			
14548	COURTLAND & DISTRICT L C	07/28/1970	Active	14	1	0	1	7.69%	13		0		2		M,VP,SC	0					
35057	DEREHAM DISTRICT L C	02/14/1978	Active	10	0	0	0	0.00%	10		1				S,VP,SC	3	90+ Days	\$200.00			
14549	DUNNVILLE	04/29/1925	Active	25	8	1	7	38.89%	18	0	1				S,M,VP,SC	3		\$1,387.68			
14550	FENWICK	03/01/1949	Active	40	1	3	-2	-4.76%	41	20	5			R	SC	0		\$3,471.41			
14551	FISHERVILLE DISTRICT Exc Award (06/30/2017, 06/30/2018, 06/30/20)	02/25/1955	Active	40	2	0	2	5.26%	39		0			N		0		\$823.67			
14552	FONTHILL Exc Award (06/30/2022)	03/13/1945	Active	22	3	3	0	0.00%	24	20	2			N		0		\$1,763.38			
14553	FORT ERIE	02/25/1927	Active	25	3	4	-1	-3.85%	28	14	0		4		M,VP,SC	12		\$1,404.79			
14554	GRANTHAM	03/07/1952	Active(1)	50	4	10	-6	-10.71%	65	13	1			N	M,SC	18					
124338	Grimsby and District Exc Award (06/30/2016, 06/30/2018, 06/30/20)	03/16/2015	Active	42	6	6	0	0.00%	48	2	0			N		0		\$1,009.66			
14556	HAGERSVILLE DISTRICT Exc Award (06/30/2022, 06/30/2023, 06/30/20)	03/27/1962	Active	41	5	0	5	13.89%	38		0			N		0		\$701.22			
14558	JARVIS Exc Award (06/30/2016, 06/30/2017, 06/30/20)	01/23/1948	Active	67	4	4	0	0.00%	65	28	2			N		2					
14559	JORDAN	03/31/1948	Active	11	0	0	0	0.00%	11		21		4		M,VP,SC	14		\$69.38			
14560	LANGTON	02/28/1952	Active	18	0	0	0	0.00%	18		16		2		VP,SC	1	90+ Days	\$107.92			
14561	LONG POINT	08/22/1938	Active	32	5	3	2	6.67%	49	4	1			N		0					




Club Health Assessment for District A 2 through March 2025

Club Number	Club Name	Charter Date	Status	Membership							Reports					Finance	LCIF
				Current Member Count	YTD Members Added	YTD Members Dropped	YTD Net Growth	YTD Net Growth%	Member Count 12 Months Ago	Avg. length of service for members	Months Since Last MMR ***	Yrs. Since Last Officer Report	President Rotation	Vice President Reported ****	Months Since Last Activity Report ***	Account Balance	Donations for current Fiscal Year
			Number of times on status quo within last two years	If below 15 members appears				If net loss is greater than 20% appears			If no report in 3 months appears	When more than one year appears in	Number of repeat terms	Notes the officers that do not have an active	If no report at 12 months appears in red		
14562	MERRITTON	11/30/1938	Active	45	0	3	-3	-6.25%	57	14	5			N	3		\$3,724.92
14563	NIAGARA	08/18/1941	Active	12	0	0	0	0.00%	12		12		3	R	P,M,VP	12	
151470	Niagara Cyber	06/27/2022	Active	19	8	3	5	35.71%	14	2	1			M,VP,SC	1		
14564	NIAGARA FALLS	06/02/1922	Active	18	0	3	-3	-14.29%	21	33	2		3	M,VP,SC	17		
14566	PORT COLBORNE	04/14/1922	Active	53	5	3	2	3.92%	54	25	0			N	SC	0	
Exc Award (06/30/2016, 06/30/2023)																	
14567	PORT DALHOUSIE	11/24/1947	Active	41	3	2	1	2.50%	37	19	0			N	VP	1	\$1,047.58
14568	PORT DOVER	08/31/1938	Active	65	6	3	3	4.84%	63	23	0			N	SC	0	
Exc Award (06/30/2022)																	
14569	RIDGEWAY	01/12/1931	Active	32	1	2	-1	-3.03%	35	21	0			N	SC	12	
147031	Ridgeway Lioness	06/26/2021	Active	16	0	0	0	0.00%	16		41	1	None	P,S,T,M,VP SC	N/A		
58121	SELKIRK	04/15/1996	Active	12	0	0	0	0.00%	13		9			R		0	
14573	SIMCOE	03/20/1931	Active	90	6	3	3	3.45%	89	19	0			N		0	\$36.14
60211	SIMCOE LYNN VALLEY	12/30/1997	Active	17	5	0	5	41.67%	13		2			N	M,SC	2	\$787.31
Exc Award (06/30/2023)																	
14950	SOUTH BRANT	03/07/1955	Active	16	0	1	-1	-5.88%	16	24	0		2	R	SC	0	\$563.16
55026	ST CATHARINES GARDEN CITY	11/01/1993	Active	8	0	0	0	0.00%	8		13			R	M,VP	5	
14571	ST DAVIDS DISTRICT	02/28/1963	Active	96	14	12	2	2.13%	100	10	0			N		3	\$2,267.09
Exc Award (06/30/2016, 06/30/2018, 06/30/2020)																	
14572	ST WILLIAMS	04/16/1959	Active	9	0	0	0	0.00%	9		14		4		P,M,VP,SC	12	
14575	STAMFORD	03/07/1957	Active	16	2	3	-1	-5.88%	19	8	0			N		0	\$996.34
108579	THOROLD	06/14/2010	Active	11	1	1	0	0.00%	10	14	4		5		M,VP,SC	0	\$74.03
Exc Award (06/30/2017)																	
14578	TILLSONBURG	10/10/1924	Active	42	7	3	4	10.53%	38	10	1				VP,SC	0	
43231	TOWNSEND	12/05/1983	Active	26	1	2	-1	-3.70%	27	9	2		2	R	SC	0	
Exc Award (06/30/2019, 06/30/2023)																	



Club Health Assessment for District A 2 through March 2025

			Status								Membership							Reports					Finance		LCIF																																																																																																																																																																																																																																																																																																																																																																																																																																																																																																																																																																																																																																																																																																																																																																																																																																																																																																																																																																																																																																																																																																																																																																																																																																																																																																																																																																																																																																																												
Club Number	Club Name	Charter Date																																																																																																																																																																																																																																																																																																																																																																																																																																																																																																																																																																																																																																																																																																																																																																																																																																																																																																																																																																																																																																																																																																																																																																																																																																																																																																																																																																																																																																																																																			

* - P - Priority Club. Cancellation Reasons: 1-Objectives/conduct, 2-Non-active club, 5-Non-existing club, 6-Disbanding, 7-Merger, 8-Financial Suspension, 9-District/Multiple District Dues.

** - Abbreviation: P-President, S-Secretary, T-Treasurer, M-Member Chairperson, VP-First Vice President, MC-Communications Chairperson, SC-Service Chairperson

*** - Abbreviation: N/R - Never reported using the Lions Clubs website, N/A - Not applicable, No password registered for the Lions Clubs website.

**** - Abbreviation: N - New, IP - Immediate Past, R - Repeat.



Club Health Assessment for District A 3 through March 2025

			Status	Membership							Reports					Finance		LCIF
Club Number	Club Name	Charter Date		Current Member Count	YTD Members Added	YTD Members Dropped	YTD Net Growth	YTD Net Growth%	Member Count 12 Months Ago	Avg. length of service for dropped members	Months Since Last MMR ***	Yrs. Since Last Officer Report	President Rotation	Vice President Reported ****	Months Since Last Activity Report ***	Account Balance	Donations for current Fiscal Year	
			Number of times on status quo within last two years	If below 15 members appears					If net loss is greater than 20% appears			If no report in 3 months appears in	When more than one year appears in	Number of repeat terms	Notes the officers that do not have an active	If no report at 12 months appears in red		
Clubs more than two years old																		
31026	AMHERSTVIEW	06/30/1975	Active	31	10	3	7	29.17%	24	4	0		2	R	1			
Exc Award (06/30/2018, 06/30/2020, 06/30/2022)																		
29368	APSLEY & DISTRICT L C	05/29/1974	Active	29	2	2	0	0.00%	31	25	5		2	R	T,VP,SC	2		
14585	BANCROFT	09/06/1945	Active	20	1	2	-1	-4.76%	22	21	2			N	M,SC	5	90+ Days	
Exc Award (06/30/2022, 06/30/2023, 06/30/2024)																	\$200.23	
111031	BATAWA	05/06/2011	Active(1)	22	2	2	0	0.00%	22	10	1		2		VP,SC	3		
Exc Award (06/30/2021, 06/30/2023)																		
38599	BATH & DIST L C	06/18/1980	Active	13	1	2	-1	-7.14%	16	18	2			N	SC	24		
Exc Award (06/30/2018, 06/30/2022)																		
14586	BELLEVILLE	02/04/1953	Active	26	2	6	-4	-13.33%	30	8	1		2	R	SC	3		
Exc Award (06/30/2022)																		
14587	BEWDLEY & DISTRICT L C	05/07/1971	Active	20	2	0	2	11.11%	14		0		2	N	SC	24+		
Exc Award (06/30/2016, 06/30/2023)																		
14588	BOWMANVILLE	04/26/1935	Active	25	0	0	0	0.00%	27		9		4		M,VP,SC	23	90+ Days	
Exc Award (06/30/2019)																		
14589	BRIGHTON	02/13/1946	Active	14	0	2	-2	-12.50%	18	50	1		None		P,M,VP,SC	12		
Exc Award (06/30/2021, 06/30/2022)																		
145705	Buckhorn District	03/17/2021	Active	38	3	1	2	5.56%	54	3	0				M,VP,SC	18	90+ Days	
Exc Award (06/30/2022)																		
14591	CAMPBELLFORD	07/23/1953	Active	14	0	2	-2	-12.50%	15	39	3		5	R	SC	4	\$370.17	
29369	CHEMUNG LAKE DISTRICT	05/29/1974	Active	16	0	0	0	0.00%	16		1			R	SC	12	\$170.80	
Exc Award (06/30/2018, 06/30/2021, 06/30/2022)																		
14593	COBOURG	01/18/1950	Active	46	2	1	1	2.22%	45	13	0			N	SC	3	\$872.82	
Exc Award (06/30/2016, 06/30/2018, 06/30/2020)																		
110245	COLBORNE & DISTRICT	01/27/2011	Active	16	2	0	2	14.29%	13		1			N	SC	1		
Exc Award (06/30/2016, 06/30/2017, 06/30/2020)																		
60282	DENBIGH - GRIFFITH L C	01/12/1998	Active	11	2	0	2	22.22%	8		0		2	R	SC	3	\$1,126.69	
Exc Award (06/30/2016, 06/30/2018)																		



Club Health Assessment for District A 3 through March 2025

			Status	Membership							Reports					Finance		LCIF
Club Number	Club Name	Charter Date		Current Member Count	YTD Members Added	YTD Members Dropped	YTD Net Growth	YTD Net Growth%	Member Count 12 Months Ago	Avg. length of service for dropped members	Months Since Last MMR ***	Yrs. Since Last Officer Report	President Rotation	Vice President Reported ****	Months Since Last Activity Report ***	Account Balance	Donations for current Fiscal Year	
			Number of times on status quo within last two years	If below 15 members appears					If net loss is greater than 20% appears			If no report in 3 months appears in	When more than one year appears in	Number of repeat terms	Notes the officers that do not have an active	If no report at 12 months red		
57355	FOXBORO MELROSE	09/18/1995	Active	8	0	0	0	0.00%	8		21	1	None	P,S,T,M,VP SC	24+	90+ Days		
Exc Award (06/30/2018, 06/30/2022)																		
14596	FRANKFORD	10/28/1948	Active	13	2	1	1	8.33%	12	0	2		2	R	M,SC	8	90+ Days	
Exc Award (06/30/2018, 06/30/2019)																		
14598	HAVELOCK	01/09/1958	Active	32	5	1	4	14.29%	26	12	0			N	SC	4	\$873.77	
Exc Award (06/30/2018, 06/30/2023, 06/30/2024)																		
14599	KEENE	10/20/1951	Active	40	5	2	3	8.11%	35	2	0			N	T,M,SC	2		
Exc Award (06/30/2018, 06/30/2023)																		
82494	KENDAL	06/02/2004	Active	21	0	0	0	0.00%	25		9			N	SC	3	\$719.44	
Exc Award (06/30/2019)																		
14600	KINGSTON	07/10/1936	Active	18	4	1	3	20.00%	15	5	3			N	P,SC	0		
Exc Award (06/30/2019, 06/30/2023)																		
14602	KINGSTON LAKESHORE WEST	08/25/1971	Active	27	1	4	-3	-10.00%	31	4	2				M,VP,SC	0	90+ Days	
Exc Award (06/30/2018, 06/30/2019, 06/30/2020)																		
14603	LAKEFIELD & DISTRICT	02/21/1946	Active	20	0	1	-1	-4.76%	21	18	3		None		P,M,VP,SC	6	\$347.59	
Exc Award (06/30/2018, 06/30/2023)																		
88972	LAKEFIELD VILLAGE	07/15/2005	Active	25	3	4	-1	-3.85%	25	10	3		3	N	M	0	\$199.25	
Exc Award (06/30/2023, 06/30/2024)																		
14604	LAND O' LAKES L C	01/22/1969	Active	74	11	5	6	8.82%	77	4	1			N		1	\$2,935.13	
Exc Award (06/30/2016, 06/30/2019, 06/30/2020)																		
116823	MADOC	05/11/2012	Active	22	3	2	1	4.76%	16	2	0			N	SC	0		
Exc Award (06/30/2016, 06/30/2017, 06/30/2020)																		
59315	MARMORA CROWE VALLEY	04/10/1997	Active	52	16	6	10	23.81%	40	3	0		2	N	SC	1	\$2,104.05	
Exc Award (06/30/2023, 06/30/2024)																		
14609	MILLBROOK AND DISTRICT	01/05/1948	Active	40	4	0	4	11.11%	39		8		2	N		2		
Exc Award (06/30/2023)																		
14610	NAPANEE	02/22/1939	Active	12	1	9	-8	-40.00%	20	8	0			N	SC	15		
Exc Award (06/30/2016, 06/30/2018, 06/30/2020)																		
144895	Napanee Lioness	01/13/2021	Active	15	2	0	2	15.38%	13		5			N	M,SC	1		



Club Health Assessment for District A 3 through March 2025

			Status	Membership						Reports					Finance		LCIF
Club Number	Club Name	Charter Date		Current Member Count	YTD Members Added	YTD Members Dropped	YTD Net Growth	YTD Net Growth%	Member Count 12 Months Ago	Avg. length of service for dropped members	Months Since Last MMR ***	Yrs. Since Last Officer Report	President Rotation	Vice President Reported ****	Months Since Last Activity Report ***	Account Balance	Donations for current Fiscal Year
			Number of times on status quo within last two years	If below 15 members appears			If net loss is greater than 20% appears				If no report in 3 months appears in	When more than one year appears in	Number of repeat terms	Notes the officers that do not have an active	If no report at 12 months appears in red		
Exc Award (06/30/2023)																	
101184	NEWBURGH CAMDEN	02/18/2008	Active	18	1	0	1	5.88%	16		1		2	P,M,VP,SC	0		
Exc Award (06/30/2018, 06/30/2023, 06/30/2024)																	
14611	NEWCASTLE	04/08/1947	Active	38	3	2	1	2.70%	37	13	2		N	SC	24+		
Exc Award (06/30/2016, 06/30/2022)																	
14612	NORWOOD	10/26/1951	Active	49	2	2	0	0.00%	45	10	0		N	SC	0		\$1,475.03
Exc Award (06/30/2017, 06/30/2018, 06/30/2023)																	
29370	ODESSA & DISTRICT L C	05/17/1974	Active	17	0	4	-4	-19.05%	21	9	0		2	N	P,VP	0	\$71.17
Exc Award (06/30/2016, 06/30/2018, 06/30/2023)																	
14616	PETERBOROUGH	06/09/1936	Active	52	6	9	-3	-5.45%	54	12	0		N	SC	0		\$1,196.44
Exc Award (06/30/2018, 06/30/2021, 06/30/2023)																	
32903	PETERBOROUGH EAST	10/28/1976	Active	38	4	3	1	2.70%	42	1	0		N	SC	0		\$34.89
Exc Award (06/30/2016, 06/30/2017, 06/30/2023)																	
14601	PITTSBURGH TOWNSHIP L C	03/23/1965	Active	16	1	1	0	0.00%	17	1	0		N	P,M,VP,SC	1		\$694.28
Exc Award (06/30/2024)																	
14618	PORT HOPE	05/22/1931	Active	13	8	9	-1	-7.14%	14	3	0		N	M,SC	1		
Exc Award (06/30/2018)																	
29275	PRINCE EDWARD COUNTY	05/16/1974	Active	26	0	0	0	0.00%	25		0		3	R	0	90+ Days	\$1,003.68
Exc Award (06/30/2016, 06/30/2023, 06/30/2024)																	
14620	SHARBOT LAKE & DIST	09/28/1951	Active	22	2	3	-1	-4.35%	22	20	2		N	SC	0		
Exc Award (06/30/2016, 06/30/2017, 06/30/2023)																	
38600	STIRLING & DISTRICT L C	06/29/1980	Active	31	3	2	1	3.33%	28	6	1		2	N	SC	1	\$711.67
Exc Award (06/30/2018, 06/30/2019, 06/30/2023)																	
14621	STORRINGTON L C	06/03/1971	Active	23	7	5	2	9.52%	21	2	0		N	M,SC	0		\$1,069.99
Exc Award (06/30/2018, 06/30/2022, 06/30/2024)																	
82763	SYDENHAM AND DISTRICT	06/23/2004	Active	22	3	0	3	15.79%	19		8		9	R	SC	6	
Exc Award (06/30/2018, 06/30/2021)																	
42285	TAMWORTH & DIST	02/14/1983	Active	23	3	2	1	4.55%	23	3	2		2	R	M,SC	0	\$813.87
Exc Award (06/30/2022)																	



Club Health Assessment for District A 3 through March 2025

Club Number	Club Name	Charter Date	Status	Membership							Reports					Finance	LCIF
				Current Member Count	YTD Members Added	YTD Members Dropped	YTD Net Growth	YTD Net Growth %	Member Count 12 Months Ago	Avg. length of service for dropped members	Months Since Last MMR ***	Yrs. Since Last Officer Report	President Rotation	Vice President Reported ****	Months Since Last Activity Report ***	Account Balance	Donations for current Fiscal Year
			Number of times on status quo within last two years	If below 15 members appears				If net loss is greater than 20% appears			If no report in 3 months appears	When more than one year appears in	Number of repeat terms	Notes the officers that do not have an active	If no report at 12 months appears in red		
14622	TRENTON	05/18/1939	Active	48	8	3	5	11.63%	45	13	1			N	1		\$3,342.56
	Exc Award (06/30/2016, 06/30/2018, 06/30/2020)																
51304	TWEED	02/08/1991	Active	5	0	0	0	0.00%	6		8		3	R SC	7		
	Exc Award (06/30/2022)																
14623	VERONA	06/28/1949	Active	34	2	3	-1	-2.86%	35	1	1			N	0		
	Exc Award (06/30/2019, 06/30/2021, 06/30/2020)																
14624	WARSAW & DISTRICT L C	04/17/1973	Active	13	3	1	2	18.18%	12	13	2			M,VP,SC	3		

Clubs Cancelled Previous Fiscal Year – Clubs Cancelled within last 12 months may be reinstated

Club Number	Club Name	Charter Date	Current Status*	Cancellation Date
98736	COBOURG LAKESHORE	03/08/2007	Cancelled(6*)	06/29/2024

Current Total Clubs Count	YTD New Clubs Count	YTD Cancelled Clubs Count	YTD Net Club Gain	Current Total Members Count	YTD Add	YTD Drop	YTD Net Growth	YTD Net Growth %	Member Count 12 Months Ago	Average Member Count Per Club	% of Clubs with less than 20 members	% No MMR in 3 Months	% No Officer Report in 12 Months	% of Clubs with balance 90+ days	Number of Clubs in Status Quo	% Status Quo Clubs in Financial Suspension	Number of Cancelled Clubs	Average Cancelled Club Age	Members Lost Due to Cancellation	% of Clubs Cancelled for Non-Financial Reasons
48	0	0	0	1,248	142	108	34	2.80%	1,240	26	35%	25%	2%	15%	0	0%	0	0	0	0%

* - P - Priority Club. Cancellation Reasons: 1-Objectives/conduct, 2-Non-active club, 5-Non-existing club, 6-Disbanding, 7-Merger, 8-Financial Suspension, 9-District/Multiple District Dues.


** - Abbreviation: P-President, S-Secretary, T-Treasurer, M-Member Chairperson, VP-First Vice President, MC-Communications Chairperson, SC-Service Chairperson

*** - Abbreviation: N/R - Never reported using the Lions Clubs website, N/A - Not applicable, No password registered for the Lions Clubs website.

**** - Abbreviation: N - New, IP - Immediate Past, R - Repeat.



Club Health Assessment for District A 4 through March 2025

			Status	Membership							Reports					Finance		LCIF
Club Number	Club Name	Charter Date		Current Member Count	YTD Members Added	YTD Members Dropped	YTD Net Growth	YTD Net Growth%	Member Count 12 Months Ago	Avg. length of service for dropped members	Months Since Last MMR ***	Yrs. Since Last Officer Report	President Rotation	Vice President Reported ****	Months Since Last Activity Report ***	Account Balance	Donations for current Fiscal Year	
			Number of times on status quo within last two years	If below 15 members appears			If net loss is greater than 20% appears				If no report in 3 months appears in	When more than one year appears in	Number of repeat terms	Notes the officers that do not have appears in an active		If no report at 12 months red		
Clubs more than two years old																		
29473	1000 ISLANDS DISTRICT	06/13/1974	Active(1)	13	1	0	1	8.33%	10		0		3	R	M,VP,SC	24+		
14627	ALEXANDRIA	10/20/1953	Active	18	3	1	2	12.50%	16	1	5		2	R		6		
14628	ALMONTE	03/14/1947	Active	11	0	0	0	0.00%	10		8				M,VP,SC	24+		
14629	ARNPRIOR	06/18/1946	Active	36	9	4	5	16.13%	32	6	1			N	SC	3		\$1,539.97
14584	ATHENS	05/03/1961	Active	47	2	4	-2	-4.08%	47	9	0			N	M,SC	14		
14669	AYLMER	06/15/1970	Active	23	11	4	7	43.75%	17	0	6		5		M,VP,SC	24+		
38300	BARRHAVEN	04/11/1980	Active	29	1	2	-1	-3.33%	30	32	1		2	N	M,SC	24+		
14630	BEACHBURG	03/23/1953	Active	18	1	0	1	5.88%	17		1		2	R	SC	0		\$21.58
Exc Award (06/30/2022, 06/30/2023)																		
14590	BROCKVILLE	03/23/1939	Active	15	6	2	4	36.36%	11	44	1		2	R	SC	0		\$975.85
14666	BRYSON	11/09/1951	Active	12	0	4	-4	-25.00%	19	19	2		3	N	S,SC	24+	90+ Days	
Exc Award (06/30/2019)																		
14667	BUCKINGHAM	10/10/1934	Active	45	0	2	-2	-4.26%	49	52	2			N	M,VP,SC	24+	90+ Days	\$2,158.33
Exc Award (06/30/2018)																		
14631	CALABOGIE	02/18/1952	Active	37	8	0	8	27.59%	28		0		2	R	SC	24+		\$346.92
Exc Award (06/30/2018, 06/30/2019)																		
97703	CANTLEY	09/08/2006	Active(2)	3	0	0	0	0.00%	6		8				S,T,M,VP,SC	24		
14632	CARLETON PLACE	11/13/1963	Active	15	0	0	0	0.00%	15		9			N	M,VP,SC	24+		
14633	CHALK RIVER & AREA L C	10/24/1973	Active	25	8	0	8	47.06%	22		2		2	R	P,SC	N/R	90+ Days	
44534	CHAPEAU & DIST	01/30/1985	Active	18	2	2	0	0.00%	18	12	3		16	R		N/R		
47575	CHESTERVILLE & DIST	06/29/1987	Active	11	1	0	1	10.00%	8		1		3	R	M,SC	23		
14634	CLARENCE CREEK	02/04/1970	Active	21	0	0	0	0.00%	22		11			N		19		\$498.49
14635	CORNWALL	03/19/1940	Active	28	1	4	-3	-9.68%	30	23	5		3	N	SC	16		
34637	CORNWALL TOWNSHIP	11/17/1977	Active	17	1	0	1	6.25%	14		5		6	N	P,SC	0		
14636	CUMBERLAND	10/04/1967	Active	20	2	3	-1	-4.76%	25	7	0		2	N	SC	3		



Club Health Assessment for District A 4 through March 2025

			Status	Membership							Reports					Finance	LCIF
Club Number	Club Name	Charter Date		Current Member Count	YTD Members Added	YTD Members Dropped	YTD Net Growth	YTD Net Growth%	Member Count 12 Months Ago	Avg. length of service for dropped members	Months Since Last MMR ***	Yrs. Since Last Officer Report	President Rotation	Vice President Reported ****	Months Since Last Activity Report ***	Account Balance	Donations for current Fiscal Year
			Number of times on status quo within last two years	If below 15 members appears				If net loss is greater than 20% appears			If no report in 3 months appears in	When more than one year appears in	Number of repeat terms	Notes the officers that do not have an active	If no report at 12 months appears in red		
Exc Award (06/30/2021, 06/30/2022)																	
14637	DOUGLAS	12/19/1947	Active	12	0	1	-1	-7.69%	13	5	6		9	R	P,M,VP,SC	24+	
14595	ELGIN	03/02/1949	Active	33	0	0	0	0.00%	33		9			N	M,SC	12	
Exc Award (06/30/2019)																	
14638	FINCH DISTRICT L C	11/25/1968	Active	14	0	0	0	0.00%	14		8			N	M,SC	24+	\$359.72
14597	GANANOQUE	03/07/1939	Active	44	1	3	-2	-4.35%	42	7	0			IP	SC	6	\$3,701.36
Exc Award (06/30/2017, 06/30/2018, 06/30/20)																	
14639	GLOUCESTER	10/16/1968	Active	27	1	2	-1	-3.57%	28	15	1			N	M,VP,SC	15	
56549	GLOUCESTER NORTH	02/20/1995	Active	6	0	0	0	0.00%	7		8		3	R	M,SC	24+	
48099	GREELY	02/10/1988	Active	26	2	0	2	8.33%	24		0		5	R	SC	3	
Exc Award (06/30/2016)																	
125006	Ingleside/Long Sault Lost Villages	05/29/2015	Active	15	3	3	0	0.00%	15	6	0		8	R	SC	24+	
Exc Award (06/30/2017)																	
14640	IROQUOIS-MATILDA L C	03/19/1947	Active	45	3	8	-5	-10.00%	48	16	0				M,VP	2	\$3,754.94
Exc Award (06/30/2020, 06/30/2022, 06/30/20)																	
33430	KANATA HAZELDEAN L C	03/14/1977	Active	49	12	1	11	28.95%	38	0	0		2	R	M,SC	1	\$861.71
Exc Award (06/30/2019, 06/30/2023, 06/30/20)																	
14641	KEMPTVILLE	01/22/1958	Active	29	4	1	3	11.54%	25	6	0			N		10	
14642	KILLALOE & AREA	07/12/1948	Active	31	4	1	3	10.71%	31	7	0		3		VP,SC	0	\$719.44
36891	LEFAIVRE	04/11/1979	Active	24	1	4	-3	-11.11%	27	7	1		2	R	M,VP	3	\$996.34
Exc Award (06/30/2024)																	
14670	LOW & DISTRICT L C	01/30/1973	Active	11	0	0	0	0.00%	11		8		12	R	SC	24+	90+ Days
14606	MADAWASKA VALLEY	06/29/1953	Active	8	0	1	-1	-11.11%	9	18	6		12	R	M,SC	24+	
14643	MAXVILLE & DISTRICT L C	01/15/1964	Active	20	1	0	1	5.26%	20		5			N	M,VP,SC	12	
14644	MERRICKVILLE	07/29/1954	Active	28	0	0	0	0.00%	23		5			N		20	\$824.05
Exc Award (06/30/2022, 06/30/2023, 06/30/20)																	
14645	METCALFE DISTRICT	10/26/1959	Active	20	1	0	1	5.26%	23		2			IP	SC	0	\$1,127.09
Exc Award (06/30/2019)																	




Club Health Assessment for District A 4 through March 2025

			Status	Membership							Reports					Finance	LCIF
Club Number	Club Name	Charter Date		Current Member Count	YTD Members Added	YTD Members Dropped	YTD Net Growth	YTD Net Growth%	Member Count 12 Months Ago	Avg. length of service for dropped members	Months Since Last MMR ***	Yrs. Since Last Officer Report	President Rotation	Vice President Reported ****	Months Since Last Activity Report ***	Account Balance	Donations for current Fiscal Year
			Number of times on status quo within last two years	If below 15 members appears				If net loss is greater than 20% appears			If no report in 3 months appears in	When more than one year appears in	Number of repeat terms	Notes the officers that do not have appears in an active	If no report at 12 months red		
14646	MORRISBURG & DISTRICT L C	11/16/1949	Active	31	1	9	-8	-20.51%	39	10	4		3	R M,SC	4		
40754	MOUNTAIN TOWNSHIP & DISTRICT Exc Award (06/30/2019, 06/30/2022)	01/27/1982	Active	29	0	1	-1	-3.33%	29	2	3			N	0		\$849.97
14647	NAVAN	12/12/1951	Active	20	1	0	1	5.26%	20		4			N M,SC	4		\$96.69
14650	Orléans Exc Award (06/30/2024)	05/04/1970	Active	34	0	1	-1	-2.86%	33	7	2			N	1		\$359.72
14651	OTTAWA VANIER Exc Award (06/30/2024)	05/16/1922	Active	17	7	0	7	70.00%	9		0		2	N SC	0		\$789.16
50191	PALMER RAPIDS & AREA	02/13/1990	Active	16	2	0	2	14.29%	14		4			R T,M,SC	0		
14655	PEMBROKE-PETAWAWA	05/28/1951	Active	7	0	0	0	0.00%	8		3		5	R SC	6		\$856.80
14656	PERTH Exc Award (06/30/2016, 06/30/2017)	10/19/1953	Active	32	3	3	0	0.00%	30	9	1			N VP,SC	24+	90+ Days	
145924	Perth Tay Lioness	05/07/2021	Active	18	0	0	0	0.00%	19		6		2	R SC	18		\$347.14
14673	PONTIAC	12/04/1946	Active	14	0	0	0	0.00%	14		8		3	M,VP,SC	N/R	90+ Days	
39622	PRESCOTT & DIST	03/24/1981	Active	10	4	2	2	25.00%	8	14	0			N T,M,SC	24+		\$359.72
14674	QUYON	04/18/1967	Active	12	0	0	0	0.00%	12		13			N P,M,SC	24+		
14658	RENFREW	09/18/1940	Active	5	1	4	-3	-37.50%	10	51	1			M,VP,SC	3		\$944.89
14659	RICHMOND DISTRICT Exc Award (06/30/2021)	02/17/1964	Active	27	0	0	0	0.00%	25		7		2	R	24+		\$185.40
14660	RUSSELL Exc Award (06/30/2019, 06/30/2024)	05/06/1947	Active	30	3	0	3	11.11%	26		5			N SC	5		\$361.43
39356	SEELEY'S BAY & DISTRICT Exc Award (06/30/2019, 06/30/2021)	01/30/1981	Active	18	1	2	-1	-5.26%	21	4	1		2	R SC	13		
14675	SHAWVILLE	10/17/1949	Active	27	0	1	-1	-3.57%	32	6	5			N P,M,SC	N/R		
14662	SMITHS FALLS	03/04/1940	Active	4	0	1	-1	-20.00%	6	5	0		2	T,M,VP,SC	13		
14663	STITTSVILLE DISTRICT Exc Award (06/30/2018)	06/03/1964	Active	25	5	2	3	13.64%	22	2	2			N M	0		\$365.07



Club Health Assessment for District A 4 through March 2025

				Status		Membership						Reports						Finance		LCIF
Club Number	Club Name	Charter Date			Current Member Count	YTD Members Added	YTD Members Dropped	YTD Net Growth	YTD Net Growth%	Member Count 12 Months Ago	Avg. length of service for dropped members	Months Since Last MMR ***	Yrs. Since Last Officer Report	President Rotation	Vice President Reported ****	Months Since Last Activity Report ***	Account Balance	Donations for current Fiscal Year		
				Number of times on status quo within last two years	If below 15 members appears			If net loss is greater than 20% appears			If no report in 3 months appears in			When more than one year appears in	Number of repeat terms	Notes the officers that do not have an active	If no report at 12 months appears in red			
14664	VANKLEEK HL&DIST L C	06/29/1973		Active	12	3	1	2	20.00%	10	27	0		2	R	SC	0		\$103.76	
Exc Award (06/30/2023, 06/30/2024)																				
14625	WESTPORT	02/12/1946		Active	30	0	2	-2	-6.25%	35	5	0		2	R		0			
Exc Award (06/30/2023)																				
14665	WINCHESTER	03/06/1968		Active	34	7	0	7	25.93%	20		1		4	R	SC	0		\$2,291.14	
Current Total Clubs Count	YTD New Clubs Count	YTD Cancelled Clubs Count	YTD Net Club Gain	Current Total Members Count	YTD Add	YTD Drop	YTD Net Growth	YTD Net Growth %	Member Count 12 Months Ago	Average Member Count Per Club	% of Clubs with less than 20 members	% No MMR in 3 Months	% No Officer Report in 12 Months	% of Clubs with balance 90+ days	Number of Clubs in Status Quo	% Status Quo Clubs in Financial Suspension	Number of Cancelled Clubs	Average Cancelled Club Age	Members Lost Due to Cancellation	% of Clubs Cancelled for Non-Financial Reasons
61	0	0	0	1,356	128	86	42	3.20%	1,319	22	46%	46%	0%	10%	0	0%	0	0	0	0%

* - P - Priority Club. Cancellation Reasons: 1-Objectives/conduct, 2-Non-active club, 5-Non-existing club, 6-Disbanding, 7-Merger, 8-Financial Suspension, 9-District/Multiple District Dues.

** - Abbreviation: P-President, S-Secretary, T-Treasurer, M-Member Chairperson, VP-First Vice President, MC-Communications Chairperson, SC-Service Chairperson

*** - Abbreviation: N/R - Never reported using the Lions Clubs website, N/A - Not applicable, No password registered for the Lions Clubs website.

**** - Abbreviation: N - New, IP - Immediate Past, R - Repeat.




Club Health Assessment for District A 5 through March 2025

			Status	Membership							Reports					Finance		LCIF
Club Number	Club Name	Charter Date		Current Member Count	YTD Members Added	YTD Members Dropped	YTD Net Growth	YTD Net Growth%	Member Count 12 Months Ago	Avg. length of service for dropped members	Months Since Last MMR ***	Yrs. Since Last Officer Report	President Rotation	Vice President Reported ****	Months Since Last Activity Report ***	Account Balance	Donations for current Fiscal Year	
			Number of times on status quo within last two years	If below 15 members appears					If net loss is greater than 20% appears		If no report in 3 months appears in	When more than one year appears in	Number of repeat terms	Notes the officers that do not have an active	If no report at 12 months appears in red			
Clubs less than two years old																		
178985	St. Charles	01/06/2025	Newly Chartered	28	28	0	28	100.00%	0		0			IP	0			
Clubs more than two years old																		
14676	ARGYLE	04/28/1952	Active	14	0	0	0	0.00%	14		10		7	P,M,VP,SC	2			
14677	AZILDA	12/21/1971	Active	21	1	6	-5	-19.23%	26	11	3		None	P,T,M,VP,SC	2			
Exc Award (06/30/2018)																		
34949	BONFIELD & DISTRICT L C	01/25/1978	Active	29	1	2	-1	-3.33%	30	24	2			N	0	90+ Days	\$347.14	
Exc Award (06/30/2022)																		
14679	BRUCE MINES	04/01/1970	Active	7	0	0	0	0.00%	7		1		6	M,VP,SC	19			
14681	CALLANDER	01/25/1968	Active	5	0	0	0	0.00%	6		7			N	7	90+ Days		
14682	CAPREOL	04/15/1964	Active	23	1	0	1	4.55%	22		2			N	2			
32889	CENTRAL MANITOULIN L C	10/14/1976	Active	22	0	0	0	0.00%	22		13		3	R	2			
38445	CHARLTON-ENGLEHART	05/22/1980	Active	36	1	5	-4	-10.00%	40	9	1			N	1			
Exc Award (06/30/2023)																		
151817	Chelmsford 2023	02/22/2023	Active	14	2	8	-6	-30.00%	20	2	0		2	N	N/R	90+ Days		
88896	COBALT AND COLEMAN	08/31/2005	Active(1)	7	0	1	-1	-12.50%	8	19	5		5	M,VP,SC	24+	90+ Days		
14724	COCHRANE	03/27/1962	Active	19	1	0	1	5.56%	18		2		4	R	24+			
14685	CONISTON	03/17/1964	Active	31	7	5	2	6.90%	27	5	1		None	R	0			
Exc Award (06/30/2018, 06/30/2024)																		
38801	DUBREUILVILLE	07/01/1980	Active	9	0	0	0	0.00%	9		22		9	M,VP,SC	24+			
41339	EARLTON	05/13/1982	Active	18	0	2	-2	-10.00%	20	20	0		2	R	10		\$215.83	
14687	ELLIOT LAKE	05/13/1957	Active	20	0	0	0	0.00%	21		7		None	P,S,M,VP,SC	21			
14688	ESPANOLA	12/12/1947	Active	57	8	2	6	11.76%	51	5	1		2	R	3		\$135.97	
14690	FERRIS	09/22/1955	Active	20	3	4	-1	-4.76%	21	30	1		3	N	0		\$359.72	
Exc Award (06/30/2023)																		
14691	GARSON	05/18/1951	Active	23	2	0	2	9.52%	19		2		3	P,VP,SC	2		\$1,000.00	



Club Health Assessment for District A 5 through March 2025

			Status	Membership							Reports					Finance	LCIF
Club Number	Club Name	Charter Date		Current Member Count	YTD Members Added	YTD Members Dropped	YTD Net Growth	YTD Net Growth%	Member Count 12 Months Ago	Avg. length of service for dropped members	Months Since Last MMR ***	Yrs. Since Last Officer Report	President Rotation	Vice President Reported ****	Months Since Last Activity Report ***	Account Balance	Donations for current Fiscal Year
			Number of times on status quo within last two years	If below 15 members appears				If net loss is greater than 20% appears			If no report in 3 months appears in	When more than one year appears in	Number of repeat terms	Notes the officers that do not have an active	If no report at 12 months red		
41893	GORE BAY WESTN MANITOULIN	10/18/1982	Active	16	1	1	0	0.00%	14	45	4		2	P,T,M,VP,SC	24+	90+ Days	
45366	HUDSON	09/19/1985	Active	13	0	0	0	0.00%	13		12		16	M,VP,SC	12		
14693	IRON BRIDGE	02/08/1950	Active	20	0	0	0	0.00%	20		7		None	N	P,SC	2	
Exc Award (06/30/2016)																	
14721	IROQUOIS FALLS	12/03/1951	Active	9	1	0	1	12.50%	8		2		4	R	T,M,SC	24+	
153701	Kirkland Lake	03/07/2023	Active	22	9	1	8	57.14%	16	2	0			N	SC	0	
14732	LARDER LAKE	03/30/1951	Active	8	1	3	-2	-20.00%	10	12	1		2		P,S,M,VP,SC	24+	
14695	LITTLE CURRENT	11/03/1938	Active	20	1	3	-2	-9.09%	22	9	2		11		M,VP,SC	5	
14698	MATTAWA	05/17/1948	Active	24	2	4	-2	-7.69%	17	10	4			N	M,VP	5	\$17.29
14700	MINNOW LAKE	10/05/1951	Active	38	3	0	3	8.57%	36		0			N	P	0	\$2,458.92
14734	MOOSONEE	01/19/1966	Active	15	0	0	0	0.00%	15		14	1	None		P,S,T,M,VP SC	24+	90+ Days
14735	NEW LISKEARD	02/16/1945	Active	20	6	5	1	5.26%	20	14	0		2		S,VP,SC	1	
43480	NOELVILLE FRENCH RIVER	02/22/1984	Active	14	0	0	0	0.00%	16		8		2	N	S,M	15	
14702	NORTH BAY	03/02/1925	Active	28	2	5	-3	-9.68%	31	19	2		None		P,VP,SC	0	\$1,098.66
14694	ONAPING FALLS	05/17/1956	Active	57	11	8	3	5.56%	54	8	0		2	R	SC	2	\$650.00
Exc Award (06/30/2017, 06/30/2022)																	
14703	POWASSAN	10/17/1938	Active	27	1	2	-1	-3.57%	28	22	6			R	M,VP,SC	24+	
78674	PROVIDENCE BAY & SPRING BAY	04/05/2004	Active	15	0	3	-3	-16.67%	16	3	4		2	R	M,SC	3	\$1,699.93
43872	RESTOULE & DIST	05/11/1984	Active	35	4	2	2	6.06%	33	11	1			N	P,M,VP,SC	1	
14706	SAULT STE MARIE	08/31/1936	Active	31	1	1	0	0.00%	32	33	0			N		0	
Exc Award (06/30/2022)																	
14737	SCHUMACHER	02/03/1935	Active	50	1	3	-2	-3.85%	52	4	2			N	SC	1	
Exc Award (06/30/2024)																	
36805	SOUTHEAST MANITOULIN L C	03/29/1979	Active	11	0	0	0	0.00%	11		6		9		M,VP,SC	24+	90+ Days
14705	ST JOSEPH ISLAND L C	06/26/1972	Active	42	9	7	2	5.00%	39	9	1				VP,SC	0	



Club Health Assessment for District A 5 through March 2025

			Status								Membership								Reports				Finance		LCIF
Club Number	Club Name	Charter Date									Current Member Count	YTD Members Added	YTD Members Dropped	YTD Net Growth	YTD Net Growth%	Member Count 12 Months Ago	Avg. length of service for dropped members	Months Since Last MMR ***	Yrs. Since Last Officer Report	President Rotation	Vice President Reported ****	Months Since Last Activity Report ***	Account Balance	Donations for current Fiscal Year	
			Number of times on status quo within last two years	If below 15 members appears			If net loss is greater than 20% appears			If no report in 3 months appears in			When more than one year appears in		Number of repeat terms		Notes the officers that do not have an active		If no report at 12 months red						
14711	SUDBURY	09/29/1924	Active	30	0	7	-7	-18.92%	39	16	0							0			T,M,VP,SC	3	90+ Days	\$1,438.89	
14740	TEMAGAMI	02/17/1954	Active	12	0	0	0	0.00%	12		16									3	P,VP,SC	24+			
34273	TEMISCAMING & DIST L C	06/30/1977	Active	18	2	0	2	12.50%	16		0									11	R SC	5			
82432	TEMISKAMING SHORES LIONESS	05/24/2004	Active	21	2	5	-3	-12.50%	24	12	3									2	VP,SC	0			
66390	THE SUDBURY TEACHERS	06/27/2002	Active	15	2	0	2	15.38%	17		1									7	M,VP,SC	3	90+ Days	\$138.77	
14713	THESSALON	09/13/1946	Active	13	1	0	1	8.33%	12		5										P,VP,SC	7			
14714	TROUT CREEK	11/24/1966	Active	19	1	1	0	0.00%	20	6	7									3	N SC	24+			
14715	VALLEY EAST L C	02/19/1967	Active	32	2	3	-1	-3.03%	34	15	0										N SC	0			
Exc Award (06/30/2023, 06/30/2024)																									
14716	WALDEN L C	02/09/1972	Active	9	0	1	-1	-10.00%	18	2	2										IP M,SC	0	90+ Days	\$2,075.30	
37806	WARREN & DIST	12/10/1979	Active	15	2	0	2	15.38%	14		0									2	M,VP,SC	18			
Exc Award (06/30/2017)																									
14717	WAWA	12/13/1940	Active	5	0	0	0	0.00%	5		57									1	None P,S,T,M,VP SC	N/R			
14718	WHITEFISH DISTRICT	12/01/1967	Active	15	0	1	-1	-6.25%	16	32	2										S,M,VP,SC	1			
14719	WIDDIFIELD	11/17/1955	Active	10	2	0	2	25.00%	8		0										3 N S,M,VP,SC	2			
Current Total Clubs Count	YTD New Clubs Count	YTD Cancelled Clubs Count	YTD Net Club Gain	Current Total Members Count	YTD Add	YTD Drop	YTD Net Growth	YTD Net Growth %	Member Count 12 Months Ago	Average Member Count Per Club	% of Clubs with less than 20 members	% No MMR in 3 Months	% No Officer Report in 12 Months	% of Clubs with balance 90+ days	Number of Clubs in Status Quo	% Status Quo Clubs in Financial Suspension	Number of Cancelled Clubs	Average Cancelled Club Age	Members Lost Due to Cancellation	% of Clubs Cancelled for Non-Financial Reasons					
53	1	0	1	1,132	122	101	21	1.89%	1,119	21	49%	40%	4%	19%	0	0%	0	0	0	0	0%				

* - P - Priority Club. Cancellation Reasons: 1-Objectives/conduct, 2-Non-active club, 5-Non-existing club, 6-Disbanding, 7-Merger, 8-Financial Suspension, 9-District/Multiple District Dues.

** - Abbreviation: P-President, S-Secretary, T-Treasurer, M-Member Chairperson, VP-First Vice President, MC-Communications Chairperson, SC-Service Chairperson

*** - Abbreviation: N/R - Never reported using the Lions Clubs website, N/A - Not applicable, No password registered for the Lions Clubs website.

**** - Abbreviation: N - New, IP - Immediate Past, R - Repeat.



Club Health Assessment for District A 711 through March 2025

Club Number	Club Name	Charter Date	Status	Membership							Reports					Finance	LCIF
				Current Member Count	YTD Members Added	YTD Members Dropped	YTD Net Growth	YTD Net Growth%	Member Count 12 Months Ago	Avg. length of service for dropped members	Months Since Last MMR ***	Yrs. Since Last Officer Report	President Rotation	Vice President Reported ****	Months Since Last Activity Report ***	Account Balance	Donations for current Fiscal Year
			Number of times on status quo within last two years	If below 15 members appears				If net loss is greater than 20% appears			If no report in 3 months appears in	When more than one year appears in	Number of repeat terms	Notes the officers that do not have appears in an active	If no report at 12 months red		
Clubs less than two years old																	
154473	Etobicoke Alpha	05/26/2023	Active	41	26	3	23	127.78%	57	0	0			N	4		\$20.00
154755	GTA Legacy	06/12/2023	Active	31	10	0	10	47.62%	31		0		3	N	S,T	4	
155723	Toronto Bayanihan	08/17/2023	Active	21	2	0	2	10.53%	23		2		2	R		4	\$173.46
180059	Toronto Latino	01/20/2025	Newly Chartered	26	26	0	26	100.00%	0		1			N	M,SC	N/R	
154089	Toronto Nigerian	04/10/2023	Active	70	20	3	17	32.08%	53	1	0			N	S	0	
Exc Award (06/30/2024)																	
Clubs more than two years old																	
14755	AGINCOURT	10/26/1944	Active	10	0	0	0	0.00%	11		10		2		M,VP,SC	N/R	90+ Days
14918	ANCASTER	11/27/1945	Active	13	0	1	-1	-7.14%	18	41	6				M,VP,SC	24+	\$346.92
14919	BLACKHEATH BINBROOK	02/11/1953	Active	18	0	0	0	0.00%	18		9			N	M,VP,SC	11	\$694.28
14921	BRAMPTON BRAMALEA	08/04/1962	Active	14	0	1	-1	-6.67%	15	44	8			R	SC	13	\$4,373.92
133935	Brampton Himalayas	02/28/2018	Active	9	1	1	0	0.00%	10	1	7			R	SC	24+	
96792	BRAMPTON VILLAGE	03/29/2006	Active	20	2	3	-1	-4.76%	17	5	0			N	SC	0	\$369.85
Exc Award (06/30/2024)																	
14925	BURLINGTON	04/27/1925	Active	44	8	5	3	7.32%	44	1	2				VP,SC	11	\$3,469.21
Exc Award (06/30/2016, 06/30/2018)																	
14917	BURLINGTON ALDERSHOT	03/12/1956	Active	16	0	1	-1	-5.88%	17	4	3		None		P,VP,SC	3	
Exc Award (06/30/2022)																	
14926	CALEDON	05/03/1971	Active	6	0	0	0	0.00%	6		9		7		VP,SC	4	
14928	CHINGUACOUSY L C	07/16/1971	Active	16	0	0	0	0.00%	16		10		3	R	SC	24+	
14933	ERIN DISTRICT L C	01/23/1951	Active	9	0	1	-1	-10.00%	9	5	3			N	M,SC	4	
14760	FOREST HILL	11/26/1952	Active(1)	17	0	0	0	0.00%	17		8		4	N	M,SC	24+	90+ Days
14935	GEORGETOWN	02/06/1931	Active	22	1	2	-1	-4.35%	25	8	0		2	R	VP,SC	24+	
143480	GTA PHOENIX	11/03/2020	Active	11	0	0	0	0.00%	11		5			N	SC	10	
Exc Award (06/30/2021, 06/30/2024)																	



Club Health Assessment for District A 711 through March 2025

			Status	Membership							Reports					Finance		LCIF
Club Number	Club Name	Charter Date		Current Member Count	YTD Members Added	YTD Members Dropped	YTD Net Growth	YTD Net Growth%	Member Count 12 Months Ago	Avg. length of service for dropped members	Months Since Last MMR ***	Yrs. Since Last Officer Report	President Rotation	Vice President Reported ****	Months Since Last Activity Report ***	Account Balance	Donations for current Fiscal Year	
			Number of times on status quo within last two years	If below 15 members appears				If net loss is greater than 20% appears			If no report in 3 months appears in	When more than one year appears in	Number of repeat terms	Notes the officers that do not have an active	If no report at 12 months red			
106909	HALTON K9	12/16/2009	Active	11	0	0	0	0.00%	12		10			R SC	24+			
14936	HAMILTON CENTRAL	07/19/1920	Active	5	0	1	-1	-16.67%	6	4	4		6	T,M,VP,SC	24+			
40621	HUTTONVILLE	12/21/1981	Active	11	1	0	1	10.00%	15		0		2	R M	1		\$222.67	
Exc Award (06/30/2016, 06/30/2022, 06/30/20)																		
14763	LAKESHORE	07/23/1931	Active	3	0	0	0	0.00%	3		21	1	None	P,S,T,M,VP SC	24+	90+ Days		
14764	LEASIDE	01/23/1939	Active(1)	2	2	4	-2	-50.00%	4	26	1		2	S,T,VP,SC	24+			
148331	Malton One Destiny	09/28/2021	Active	7	0	0	0	0.00%	9		5			M,VP,SC	3	90+ Days	\$350.00	
93226	MALVERN ONYX	12/23/2005	Active	25	3	0	3	13.64%	22		0			N	0		\$841.05	
Exc Award (06/30/2023)																		
14940	MILTON	02/11/1963	Cancelled(8*)	0	0	11	-11	-100.00%	11	18	1		None	P,S,T,M,VP SC	24+	90+ Days		
29476	MISSISSAUGA CENTRAL	06/27/1974	Active	16	1	1	0	0.00%	18	5	0			N SC	1		\$3,708.04	
43151	MISSISSAUGA COOKSVILLE	11/15/1983	Active	40	3	0	3	8.11%	36		2		3	N	1		\$128.93	
Exc Award (06/30/2016)																		
58862	MISSISSAUGA ERIN MILLS	11/18/1996	Active	20	0	2	-2	-9.09%	22	4	3		None	P,T,M,VP,SC	24+	90+ Days		
121344	MISSISSAUGA MONARCH	02/10/2014	Active	12	4	4	0	0.00%	11	1	0		4	M,VP,SC	21	90+ Days		
Exc Award (06/30/2022)																		
14985	NOBLETON	01/10/1962	Active	22	1	0	1	4.76%	24		0			N T,M	0		\$2,013.45	
Exc Award (06/30/2021)																		
14944	OAKVILLE	11/08/1935	Active	44	2	4	-2	-4.35%	49	11	3			N	0		\$4,471.89	
Exc Award (06/30/2016, 06/30/2018, 06/30/20)																		
37932	OAKVILLE TRAFALGAR L C	01/07/1980	Active	5	0	0	0	0.00%	5		6		11	S,M,VP,SC	12	90+ Days	\$7.23	
115383	RYERSON CAMPUS	10/31/2011	Cancelled(8*)	0	0	15	-15	-100.00%	15	3	3	1	None	P,S,T,M,VP SC	17	90+ Days		
143643	Scarborough JamRockZ6	11/18/2020	Active(2)	20	6	6	0	0.00%	19	3	0		5	R S,M,SC	2	90+ Days		
14948	STONE CREEK	01/24/1961	Active	7	1	1	0	0.00%	6	8	0			VP,SC	0			
14951	STREETSVILLE	01/24/1952	Active	20	1	0	1	5.26%	19		6			IP SC	3		\$1,087.49	
14773	THISTLETOWN	02/24/1965	Active	23	0	1	-1	-4.17%	24	39	2			N M	0		\$1,351.36	
Exc Award (06/30/2018, 06/30/2023)																		



Club Health Assessment for District A 711 through March 2025

			Status	Membership							Reports					Finance		LCIF
Club Number	Club Name	Charter Date		Current Member Count	YTD Members Added	YTD Members Dropped	YTD Net Growth	YTD Net Growth%	Member Count 12 Months Ago	Avg. length of service for dropped members	Months Since Last MMR ***	Yrs. Since Last Officer Report	President Rotation	Vice President Reported ****	Months Since Last Activity Report ***	Account Balance	Donations for current Fiscal Year	
			Number of times on status quo within last two years	If below 15 members appears				If net loss is greater than 20% appears			If no report in 3 months appears in	When more than one year appears in	Number of repeat terms		Notes the officers that do not have an active	If no report at 12 months appears in red		
143460	Toronto Achievers	11/02/2020	Active	38	16	6	10	35.71%	28	2	3			N	M,SC	2		\$1,140.93
	Exc Award (06/30/2021, 06/30/2022, 06/30/2023)																	
14776	TORONTO BATHURST	08/15/1972	Active(1)	12	0	1	-1	-7.69%	14	5	0		7		M,VP,SC	0		
14777	TORONTO BEACHES	01/18/1935	Active	33	3	4	-1	-2.94%	34	19	0		2	N	SC	0		\$693.84
148568	Toronto Bona	10/08/2021	Active(1)	22	0	0	0	0.00%	22		22	1	None		P,S,T,M,VP SC	N/R		
30104	TORONTO CATHAY	01/16/1975	Active	16	1	3	-2	-11.11%	17	7	2				VP,SC	0	90+ Days	
129886	Toronto Centennial	01/24/2017	Active	26	2	5	-3	-10.34%	34	5	0				S,VP	1	90+ Days	\$14.83
	Exc Award (06/30/2022, 06/30/2023)																	
14779	TORONTO CENTRAL	05/18/1920	Active	12	3	1	2	20.00%	18	9	1			N		24+		
126925	Toronto Central Bangladesh	03/01/2016	Active(3)	5	0	0	0	0.00%	5		4	1	None		P,S,T,M,VP SC	24+	90+ Days	
39536	TORONTO CERVANTES	03/11/1981	Active	7	0	1	-1	-12.50%	8	37	5		2		M,VP,SC	24+		
151848	Toronto Distinction	07/01/2022	Active	18	4	2	2	12.50%	21	1	8		3		S,T,M,VP,SC	22		
49104	TORONTO DOCTORS	12/19/1988	Active	40	10	4	6	17.65%	34	5	1		2		M,VP,SC	0		\$1,100.64
	Exc Award (06/30/2023)																	
124249	Toronto East	02/25/2015	Active	9	0	0	0	0.00%	9		15				VP	8		
54825	TORONTO ELEGANT	08/16/1993	Active(1)	21	3	4	-1	-4.55%	23	7	4			N	S,T,VP	N/R	90+ Days	
148978	Toronto Evergreen	11/17/2021	Active(1)	40	9	0	9	29.03%	38		0		2	R	SC	24+	90+ Days	
136403	Toronto Global Doctors	09/10/2018	Active(2)	4	0	0	0	0.00%	4		33	1	None		P,S,T,M,VP SC	24+	90+ Days	
100528	TORONTO GLOBAL TELUGU	11/12/2007	Cancelled(8*)	0	0	5	-5	-100.00%	5	10	3	1	None		P,S,T,M,VP SC	24+	90+ Days	
134799	Toronto Green Capes	06/07/2018	Active	23	3	1	2	9.52%	20	7	0		3	R	SC	1		
133227	Toronto Harmony	11/30/2017	Active	18	16	1	15	500.00%	14	0	1		7		VP,SC	N/R		
134617	Toronto High Park Centennial	06/14/2018	Active	9	3	2	1	12.50%	13	1	8				M,VP	0		
46639	TORONTO HONG KONG	11/03/1986	Active(1)	29	1	0	1	3.57%	29		0			N	M,SC	24+	90+ Days	
52542	TORONTO HUMMINGBIRD	02/20/1992	Active	11	0	0	0	0.00%	11		28		None		P,S,M,VP,SC	24+		
153780	Toronto Infini	02/23/2023	Active	28	4	0	4	16.67%	25		1		2	R		1		\$232.00
	Exc Award (06/30/2023)																	



Club Health Assessment for District A 711 through March 2025

			Status	Membership							Reports					Finance		LCIF
Club Number	Club Name	Charter Date		Current Member Count	YTD Members Added	YTD Members Dropped	YTD Net Growth	YTD Net Growth%	Member Count 12 Months Ago	Avg. length of service for dropped members	Months Since Last MMR ***	Yrs. Since Last Officer Report	President Rotation	Vice President Reported ****	Months Since Last Activity Report ***	Account Balance	Donations for current Fiscal Year	
			Number of times on status quo within last two years	If below 15 members appears				If net loss is greater than 20% appears			If no report in 3 months appears in	When more than one year appears in	Number of repeat terms	Notes the officers that do not have an active	If no report at 12 months red			
52226	TORONTO KAITEUR	12/09/1991	Active	27	1	1	0	0.00%	28	3	2		2	N	3		\$681.48	
	Exc Award (06/30/2016, 06/30/2017, 06/30/2020)																	
131388	Toronto Kapuso	06/21/2017	Active	50	27	9	18	56.25%	39	1	0			N	0			
	Exc Award (06/30/2023, 06/30/2024)																	
52092	TORONTO MABUHAY	10/22/1991	Active	33	1	4	-3	-8.33%	35	5	0			N	5		\$1,999.41	
	Exc Award (06/30/2018, 06/30/2020, 06/30/2020)																	
151849	Toronto Mahal Kita	07/01/2022	Active(2)	5	0	4	-4	-44.44%	9	2	1			N	S,T 24+			
121332	Toronto Maharlika	02/18/2014	Active	32	2	0	2	6.67%	32		0		5	N	1		\$208.28	
	Exc Award (06/30/2018, 06/30/2019)																	
105282	TORONTO NETRALYA	04/21/2009	Active	47	8	0	8	20.51%	44		1		2	R	2		\$689.90	
	Exc Award (06/30/2016)																	
89532	TORONTO PARAGON	10/31/2005	Cancelled(8*)	0	0	10	-10	-100.00%	10	7	20	1	None		P,S,T,M,VP SC 24+	90+ Days		
148504	Toronto Pillar of Hope	10/06/2021	Active	42	14	0	14	50.00%	23		3			N	4		\$290.60	
	Exc Award (06/30/2023)																	
146141	Toronto Sinagtala	06/08/2021	Active	5	0	1	-1	-16.67%	9	2	3				VP,SC 21			
14790	TORONTO SUOMI FINLANDIA	05/25/1971	Active(1)	28	1	1	0	0.00%	28	18	3			N	SC 15			
109497	TORONTO TRILLIUM	10/12/2010	Active(3)	16	2	0	2	14.29%	14		2				M,VP,SC 24+	90+ Days		
	Exc Award (06/30/2019)																	
153904	Toronto Wellness	03/13/2023	Active	4	1	1	0	0.00%	10	2	0			N	SC N/R			
14791	WEST HILL HIGHLAND CREEK	09/22/1944	Active	13	3	0	3	30.00%	14		2			N	4		\$139.36	
14792	WESTON	02/18/1941	Active	19	1	3	-2	-9.52%	22	38	0			N	M,SC 4		\$790.23	
	Exc Award (06/30/2016, 06/30/2017)																	
14793	WISHING WELL	09/25/1958	Active	5	0	0	0	0.00%	5		11			N	T 5		\$222.48	
	Exc Award (06/30/2023)																	
14761	WOODBRIIDGE	03/23/1954	Active	8	0	0	0	0.00%	8		4				P,M,VP,SC N/R			
14794	YORK	08/07/1935	Active	10	0	0	0	0.00%	10		14	1	None		P,S,T,M,VP SC 24+	90+ Days		



Club Health Assessment for District A 711 through March 2025

			Status	Membership							Reports					Finance	LCIF
Club Number	Club Name	Charter Date		Current Member Count	YTD Members Added	YTD Members Dropped	YTD Net Growth	YTD Net Growth%	Member Count 12 Months Ago	Avg. length of service for dropped members	Months Since Last MMR ***	Yrs. Since Last Officer Report	President Rotation	Vice President Reported ****	Months Since Last Activity Report ***	Account Balance	Donations for current Fiscal Year
			Number of times on status quo within last two years	If below 15 members appears				If net loss is greater than 20% appears			If no report in 3 months appears in	When more than one year appears in	Number of repeat terms	Notes the officers that do not have an active	If no report at 12 months appears in red		

Clubs Cancelled Previous Fiscal Year – Clubs Cancelled within last 12 months may be reinstated

Club Number	Club Name	Charter Date	Current Status*	Cancellation Date
148786	GTA Eagle Executive	11/05/2021	Cancelled(8*)	06/29/2024
140208	Toronto Beyond Difference	11/08/2019	Cancelled(6*)	04/29/2024
142212	Toronto Capri	07/13/2020	Cancelled(8*)	12/29/2023
50192	TORONTO MANDARIN	02/16/1990	Cancelled(6*)	04/29/2024
48514	YORK MOUNT DENNIS	05/06/1988	Cancelled(6*)	07/29/2023

Current Total Clubs Count	YTD New Clubs Count	YTD Cancelled Clubs Count	YTD Net Club Gain	Current Total Members Count	YTD Add	YTD Drop	YTD Net Growth	YTD Net Growth %	Member Count 12 Months Ago	Average Member Count Per Club	% of Clubs with less than 20 members	% No MMR in 3 Months	% No Officer Report in 12 Months	% of Clubs with balance 90+ days	Number of Clubs in Status Quo	% Status Quo Clubs in Financial Suspension	Number of Cancelled Clubs	Average Cancelled Club Age	Members Lost Due to Cancellation	% of Clubs Cancelled for Non-Financial Reasons
74	1	4	-3	1,472	260	145	115	8.47%	1,494	20	55%	47%	7%	23%	0	0%	4	48	41	-50%

* - P - Priority Club. Cancellation Reasons: 1-Objectives/conduct, 2-Non-active club, 5-Non-existing club, 6-Disbanding, 7-Merger, 8-Financial Suspension, 9-District/Multiple District Dues.

** - Abbreviation: P-President, S-Secretary, T-Treasurer, M-Member Chairperson, VP-First Vice President, MC-Communications Chairperson, SC-Service Chairperson

*** - Abbreviation: N/R - Never reported using the Lions Clubs website, N/A - Not applicable, No password registered for the Lions Clubs website.

**** - Abbreviation: N - New, IP - Immediate Past, R - Repeat.



Club Health Assessment for District A 9 through March 2025

			Status	Membership							Reports					Finance		LCIF
Club Number	Club Name	Charter Date		Current Member Count	YTD Members Added	YTD Members Dropped	YTD Net Growth	YTD Net Growth%	Member Count 12 Months Ago	Avg. length of service for dropped members	Months Since Last MMR ***	Yrs. Since Last Officer Report	President Rotation	Vice President Reported ****	Months Since Last Activity Report ***	Account Balance	Donations for current Fiscal Year	
			Number of times on status quo within last two years	If below 15 members appears				If net loss is greater than 20% appears			If no report in 3 months appears in	When more than one year appears in	Number of repeat terms	Notes the officers that do not have an active	If no report at 12 months appears in red			
Clubs less than two years old																		
171470	Ayton	06/04/2024	Active	32	5	4	1	3.23%	0	0	6		2	VP,SC	0			
Clubs more than two years old																		
14830	ARTHUR	11/14/1939	Active	24	5	1	4	20.00%	19	1	0		2	R M,SC	1		\$1,006.21	
Exc Award (06/30/2024)																		
33843	AUBURN & DISTRICT L C	05/18/1977	Active	31	0	0	0	0.00%	29		5			N SC	3			
14833	BLYTH	03/27/1945	Active	39	2	2	0	0.00%	39	7	2			N SC	1		\$185.09	
Exc Award (06/30/2018, 06/30/2022, 06/30/20)																		
14835	BRUSSELS	03/13/1946	Active	48	5	2	3	6.67%	45	25	0			N	1		\$859.90	
Exc Award (06/30/2018, 06/30/2023, 06/30/20)																		
30673	CENTRE GREY	04/30/1975	Active	10	0	0	0	0.00%	10		23		23	M,VP,SC	12			
37115	CHEPSTOW & DISTRICT L C	05/24/1979	Active	62	0	0	0	0.00%	58		2			N SC	0			
Exc Award (06/30/2016, 06/30/2019, 06/30/20)																		
36321	CLIFFORD & DISTRICT L C	12/21/1978	Active	3	0	2	-2	-40.00%	4	5	0		2	VP,SC	0			
30047	DUBLIN & DISTRICT L C	12/27/1974	Active	23	0	1	-1	-4.17%	24	9	5		2	N SC	2	90+ Days		
Exc Award (06/30/2023)																		
14838	DUNDALK & DISTRICT L C	06/14/1973	Active(1)	7	0	0	0	0.00%	7		19		None	P,S,T,M,VP SC	13	90+ Days		
97144	DUNGANNON AND DISTRICT	05/30/2006	Active	10	0	0	0	0.00%	10		26	1	None	P,S,T,M,VP SC	12	90+ Days		
28185	FERNDAL LIONS HEAD & DISTRICT	03/26/1974	Active	22	0	4	-4	-15.38%	25	2	0			N T,M,SC	5	90+ Days	\$666.09	
Exc Award (06/30/2022)																		
33681	FORMOSA DISTRICT L C	04/05/1977	Active	46	2	1	1	2.22%	45	8	1			VP,SC	0			
Exc Award (06/30/2023)																		
14843	GODERICH	08/07/1922	Active	74	2	12	-10	-11.90%	84	8	1			N SC	0			
Exc Award (06/30/2022, 06/30/2023)																		
14844	GRAND VALLEY	11/07/1950	Active	22	6	5	1	4.76%	23	6	2			VP,SC	1		\$943.84	
Exc Award (06/30/2023)																		
103791	HANOVER	10/09/2008	Active	22	4	7	-3	-12.00%	24	4	1			N S,M,SC	3			
Exc Award (06/30/2016, 06/30/2018)																		



Club Health Assessment for District A 9 through March 2025

			Status	Membership							Reports					Finance		LCIF
Club Number	Club Name	Charter Date		Current Member Count	YTD Members Added	YTD Members Dropped	YTD Net Growth	YTD Net Growth%	Member Count 12 Months Ago	Avg. length of service for dropped members	Months Since Last MMR ***	Yrs. Since Last Officer Report	President Rotation	Vice President Reported ****	Months Since Last Activity Report ***	Account Balance	Donations for current Fiscal Year	
			Number of times on status quo within last two years	If below 15 members appears				If net loss is greater than 20% appears			If no report in 3 months appears in	When more than one year appears in	Number of repeat terms	Notes the officers that do not have an active	If no report at 12 months appears in red			
41019	HOLLAND CENTRE/ WILLIAMSFORD & DISTRICT	03/30/1982	Active	14	0	3	-3	-17.65%	17	27	4		15	P,T,M,VP,SC	4		\$34.71	
38905	KEMBLE & DISTRICT L C	09/29/1980	Active	13	0	1	-1	-7.14%	12	13	6		7	R M,SC	0			
29211	KINCARDINE	04/17/1974	Active	69	2	2	0	0.00%	69	9	3			N	0			
Exc Award (06/30/2018, 06/30/2019, 06/30/2020)																		
33937	LONDESBORO	05/31/1977	Active	30	0	3	-3	-9.09%	34	25	0			N SC	1			
Exc Award (06/30/2018, 06/30/2022, 06/30/2023)																		
14852	LUCKNOW	11/27/1956	Active	15	0	4	-4	-21.05%	19	22	4		None	P,T,M,VP,SC	0	90+ Days		
32800	MILDMAY & DISTRICT L C	10/05/1976	Active	10	0	0	0	0.00%	10		9		3	N M,SC	12	90+ Days		
14854	MITCHELL	07/16/1936	Active	17	3	2	1	6.25%	20	5	1		2	N M,SC	0	90+ Days		
Exc Award (06/30/2022, 06/30/2023)																		
14856	MOUNT FOREST	05/17/1938	Active	67	8	17	-9	-11.84%	72	13	0			N SC	0		\$471.73	
Exc Award (06/30/2016, 06/30/2018, 06/30/2020)																		
29800	NEUSTADT & DISTRICT	09/24/1974	Active	31	4	3	1	3.33%	30	6	1			N M,SC	3		\$21.69	
Exc Award (06/30/2019, 06/30/2023)																		
14858	ORANGEVILLE	03/11/1949	Active	54	5	1	4	8.00%	51	2	0			N SC	0		\$5,670.29	
14859	OWEN SOUND	01/31/1946	Active	13	0	0	0	0.00%	13		8			R M,SC	0			
61787	OWEN SOUND SCENIC CITY	04/13/1999	Active	12	2	0	2	20.00%	8		1		6	R SC	0		\$460.07	
Exc Award (06/30/2016, 06/30/2023)																		
14860	PALMERSTON	09/07/1939	Active	34	4	1	3	9.68%	38	8	0			N SC	1		\$1,080.93	
Exc Award (06/30/2016, 06/30/2018)																		
109350	PIKE LAKE MINTO	09/27/2010	Active	9	0	0	0	0.00%	9		3		3	M,VP,SC	11			
30267	PORT ELGIN & DISTRICT	02/26/1975	Active	23	3	13	-10	-30.30%	26	3	0		2	N M	2			
Exc Award (06/30/2022, 06/30/2024)																		
14863	RIPLEY & DISTRICT L C	04/18/1972	Active	39	2	1	1	2.63%	40	50	0			N SC	0		\$1,471.01	
Exc Award (06/30/2016, 06/30/2021, 06/30/2023)																		
39623	SAUBLE BEACH & DISTRICT	03/24/1981	Active	29	2	2	0	0.00%	29	12	0			N SC	3		\$1,457.99	
Exc Award (06/30/2017, 06/30/2023, 06/30/2024)																		
14867	SEAFORTH	12/09/1924	Active	17	0	1	-1	-5.56%	16	33	3		7	VP	0	90+ Days		



Club Health Assessment for District A 9 through March 2025

			Status		Membership						Reports						Finance		LCIF	
Club Number	Club Name	Charter Date			Current Member Count	YTD Members Added	YTD Members Dropped	YTD Net Growth	YTD Net Growth%	Member Count 12 Months Ago	Avg. length of service for dropped members	Months Since Last MMR ***	Yrs. Since Last Officer Report	President Rotation	Vice President Reported ****	Months Since Last Activity Report ***	Account Balance	Donations for current Fiscal Year		
			Number of times on status quo within last two years		If below 15 members appears				If net loss is greater than 20% appears			If no report in 3 months appears in	When more than one year appears in	Number of repeat terms		Notes the officers that do not have an active	If no report at 12 months appears in red			
Exc Award (06/30/2023, 06/30/2024)																				
31257	SHELBURNE & DISTRICT	10/09/1975	Active		21	1	0	1	5.00%	21		4				M,VP,SC	1			
44025	THORNBURY BEAVER VALLEY	06/22/1984	Active		12	3	1	2	20.00%	11	40	4		8		M,VP,SC	8			
14871	TIVERTON & DISTRICT L C	01/09/1973	Active		31	7	0	7	29.17%	26		0			N	SC	0			
Exc Award (06/30/2019, 06/30/2022, 06/30/2024)																				
101700	WEST GREY DURHAM	05/09/2008	Active		61	0	1	-1	-1.61%	61	11	3			N		2			
Exc Award (06/30/2022, 06/30/2024)																				
14873	WIARTON AND DISTRICT	08/26/1954	Active		14	0	0	0	0.00%	14		9				VP,SC	1	\$69.38		
14874	WINGHAM	06/01/1938	Active		20	0	1	-1	-4.76%	20	2	5		2	R	SC	0			
Current Total Clubs Count	YTD New Clubs Count	YTD Cancelled Clubs Count	YTD Net Club Gain	Current Total Members Count	YTD Add	YTD Drop	YTD Net Growth	YTD Net Growth %	Member Count 12 Months Ago	Average Member Count Per Club	% of Clubs with less than 20 members	% No MMR in 3 Months	% No Officer Report in 12 Months	% of Clubs with balance 90+ days	Number of Clubs in Status Quo	% Status Quo Clubs in Financial Suspension	Number of Cancelled Clubs	Average Cancelled Club Age	Members Lost Due to Cancellation	% of Clubs Cancelled for Non-Financial Reasons
40	0	0	0	1,130	77	98	-21	-1.82%	1,112	28	38%	48%	3%	20%	0	0%	0	0	0	0%

* - P - Priority Club. Cancellation Reasons: 1-Objectives/conduct, 2-Non-active club, 5-Non-existing club, 6-Disbanding, 7-Merger, 8-Financial Suspension, 9-District/Multiple District Dues.

** - Abbreviation: P-President, S-Secretary, T-Treasurer, M-Member Chairperson, VP-First Vice President, MC-Communications Chairperson, SC-Service Chairperson

*** - Abbreviation: N/R - Never reported using the Lions Clubs website, N/A - Not applicable, No password registered for the Lions Clubs website.

**** - Abbreviation: N - New, IP - Immediate Past, R - Repeat.



Club Health Assessment for District A 12 through March 2025

			Status	Membership							Reports					Finance	LCIF	
Club Number	Club Name	Charter Date		Current Member Count	YTD Members Added	YTD Members Dropped	YTD Net Growth	YTD Net Growth%	Member Count 12 Months Ago	Avg. length of service for dropped members	Months Since Last MMR ***	Yrs. Since Last Officer Report	President Rotation	Vice President Reported ****	Months Since Last Activity Report ***	Account Balance	Donations for current Fiscal Year	
			Number of times on status quo within last two years	If below 15 members appears					If net loss is greater than 20% appears			If no report in 3 months appears in	When more than one year appears in	Number of repeat terms	Notes the officers that do not have an active	If no report at 12 months appears in red		
Clubs more than two years old																		
14953	ALLISTON	11/20/1936	Active	37	3	2	1	2.78%	36	15	4			N	3		\$852.43	
Exc Award (06/30/2022, 06/30/2023)																		
134915	Almaguin Highlands	06/06/2018	Active	29	3	8	-5	-14.71%	34	9	0		8	M,VP,SC	13		\$396.69	
Exc Award (06/30/2019, 06/30/2020, 06/30/2021)																		
14954	ANGUS DISTRICT	11/29/1962	Active	9	0	0	0	0.00%	9		13			T,VP	16	90+ Days		
Exc Award (06/30/2017)																		
14957	BARRIE	09/18/1931	Active	17	1	0	1	6.25%	20		1			VP	1		\$148.06	
Exc Award (06/30/2017, 06/30/2018)																		
62100	BARRIE SOUTH	06/05/1999	Active	40	1	6	-5	-11.11%	45	9	3			VP	0		\$332.02	
Exc Award (06/30/2017, 06/30/2018, 06/30/2019)																		
140824	Baxter Ward	02/11/2020	Active	23	2	2	0	0.00%	23	4	0		6	N	6		\$98.47	
Exc Award (06/30/2024)																		
14958	BAYSVILLE	06/14/1972	Active	12	0	0	0	0.00%	12		5		2	P,T,M,VP,SC	12		\$255.55	
Exc Award (06/30/2018)																		
14961	BRACEBRIDGE	11/23/1942	Active	28	2	2	0	0.00%	33	6	1		2	N	P,VP	1		
Exc Award (06/30/2017, 06/30/2018)																		
14962	BRADFORD	09/29/1937	Active	28	0	0	0	0.00%	29		10		2	VP,SC	21			
Exc Award (06/30/2017, 06/30/2018)																		
14680	BURKS FALLS	10/22/1938	Active	8	0	0	0	0.00%	8		2			S,M,VP,SC	23	90+ Days		
14969	COLDWATER	08/17/1939	Active	40	6	4	2	5.26%	39	5	3			N	3		\$316.20	
Exc Award (06/30/2018)																		
14971	DORSET	04/06/1972	Active	29	0	0	0	0.00%	29		7		2	R	SC	1	\$1,110.51	
Exc Award (06/30/2018, 06/30/2024)																		
14972	DWIGHT	12/08/1971	Active	28	0	1	-1	-3.45%	25	1	1			N	0		\$7.12	
Exc Award (06/30/2017)																		
14973	ELMVALE DISTRICT	01/19/1949	Active	28	1	3	-2	-6.67%	28	14	4		2	R	0		\$14.46	
Exc Award (06/30/2018, 06/30/2020)																		
145063	Elmvale Lioness	03/05/2021	Active	10	1	2	-1	-9.09%	11	3	5		2	N	P,M,SC	3		



Club Health Assessment for District A 12 through March 2025

			Status	Membership							Reports					Finance		LCIF
Club Number	Club Name	Charter Date		Current Member Count	YTD Members Added	YTD Members Dropped	YTD Net Growth	YTD Net Growth%	Member Count 12 Months Ago	Avg. length of service for dropped members	Months Since Last MMR ***	Yrs. Since Last Officer Report	President Rotation	Vice President Reported ****	Months Since Last Activity Report ***	Account Balance	Donations for current Fiscal Year	
			Number of times on status quo within last two years	If below 15 members appears				If net loss is greater than 20% appears			If no report in 3 months appears in	When more than one year appears in	Number of repeat terms	Notes the officers that do not have an active	If no report at 12 months appears in red			
37322	EMSDALE	03/25/1979	Active	7	0	2	-2	-22.22%	9	3	3		3	VP,SC	23	90+ Days		
14974	GRAVENHURST	10/10/1946	Active	20	1	1	0	0.00%	22	9	0		N	M,SC	0		\$1,419.78	
	Exc Award (06/30/2017, 06/30/2018, 06/30/2020)																	
14975	HUNTSVILLE	10/22/1941	Active(1)	3	3	6	-3	-50.00%	6	10	5			M,VP,SC	1		\$7.12	
	Exc Award (06/30/2018)																	
14976	INNISFIL L C	04/26/1973	Active	20	2	4	-2	-9.09%	18	1	1		4	R	SC		0	\$1,561.46
49976	KEARNEY	11/22/1989	Active	25	6	0	6	31.58%	21		0		6	R	M,SC		15	\$719.44
	Exc Award (06/30/2020, 06/30/2023)																	
14980	MAC TIER & DIST	11/28/1947	Active(1)	15	2	3	-1	-6.25%	16	12	1		9		M,VP,SC		0	\$50.36
	Exc Award (06/30/2018, 06/30/2020)																	
14697	MAGNETAWAN	10/25/1966	Active	35	3	2	1	2.94%	34	37	2		2	N	SC	8		
	Exc Award (06/30/2017, 06/30/2018)																	
14982	MIDLAND	11/22/1937	Active	13	1	4	-3	-18.75%	16	6	4		2	R	SC	9		
	Exc Award (06/30/2018, 06/30/2020)																	
14987	ORILLIA	08/26/1937	Active	22	1	1	0	0.00%	24	26	4			N		0		
	Exc Award (06/30/2018, 06/30/2020)																	
14988	ORO DISTRICT L C	01/30/1973	Active	34	1	2	-1	-2.86%	33	23	3			N		0	\$80.13	
	Exc Award (06/30/2017, 06/30/2024)																	
14989	PARRY SOUND	05/31/1940	Active	17	2	0	2	13.33%	13		0			VP,SC	23			
14991	PENETANGUISHENE	08/29/1939	Active	42	6	2	4	10.53%	33	2	1			VP	3	\$601.99		
	Exc Award (06/30/2016, 06/30/2018, 06/30/2020)																	
32320	PENINSULA L C	05/28/1976	Active	14	0	0	0	0.00%	20		8			N	M,SC	18	\$347.14	
	Exc Award (06/30/2017, 06/30/2018)																	
14992	PORT CARLING	11/01/1945	Active	22	0	4	-4	-15.38%	26	12	2			N	SC	2	\$36.14	
	Exc Award (06/30/2016)																	
38602	PORT MC NICOLL	06/29/1980	Active	16	1	6	-5	-23.81%	21	8	1			R	SC	7	\$17.83	
	Exc Award (06/30/2024)																	
14993	SCHOMBERG	03/20/1947	Active	20	2	0	2	11.11%	18		4		4		M,VP,SC	3		



Club Health Assessment for District A 12 through March 2025

			Status	Membership							Reports					Finance		LCIF
Club Number	Club Name	Charter Date		Current Member Count	YTD Members Added	YTD Members Dropped	YTD Net Growth	YTD Net Growth%	Member Count 12 Months Ago	Avg. length of service for dropped members	Months Since Last MMR ***	Yrs. Since Last Officer Report	President Rotation	Vice President Reported ****	Months Since Last Activity Report ***	Account Balance	Donations for current Fiscal Year	
			Number of times on status quo within last two years	If below 15 members appears				If net loss is greater than 20% appears			If no report in 3 months appears in	When more than one year appears in	Number of repeat terms	Notes the officers that do not have an active	If no report at 12 months appears in red			
14709	SOUTH RIVER	06/10/1960	Active	29	7	4	3	11.54%	26	25	1		2	R	M,SC	1	\$7.12	
Exc Award (06/30/2017, 06/30/2024)																		
37933	SPRINGWATER VESPRE	01/29/1980	Active	12	0	0	0	0.00%	12		13		2		VP,SC	9	\$1,460.26	
Exc Award (06/30/2018)																		
14994	STAYNER	05/24/1956	Active	20	0	1	-1	-4.76%	21	3	2			N	SC	10	\$7.12	
Exc Award (06/30/2017, 06/30/2024)																		
14995	STEPHENSON DISTRICT L C	05/25/1973	Active	27	7	1	6	28.57%	20	1	2		3	R	SC	5	\$7.12	
14712	SUNDRIDGE	03/30/1944	Active	17	2	4	-2	-10.53%	19	8	4				VP,SC	15		
Exc Award (06/30/2019, 06/30/2023)																	\$282.71	
30594	THORNTON DISTRICT	04/11/1975	Active	12	4	0	4	50.00%	9		2		8		M,VP,SC	24+		
98169	TINY TOWNSHIP	01/01/2007	Active	31	4	0	4	14.81%	27		2		2	R		0	\$7.12	
Exc Award (06/30/2017, 06/30/2018, 06/30/2020)																		
14998	TOTTENHAM DISTRICT L C	02/09/1969	Active	28	0	2	-2	-6.67%	26	1	1			N	M,SC	14	\$174.13	
Exc Award (06/30/2023)																		
15000	VICTORIA HARBOUR & DISTRICT	07/18/1972	Active	35	2	2	0	0.00%	38	2	5		4	R		3	\$355.83	
Exc Award (06/30/2018, 06/30/2023)																		
15001	WASAGA BEACH	02/12/1963	Active	49	9	0	9	22.50%	40		2			N	VP	3	\$50.00	
Exc Award (06/30/2017, 06/30/2018, 06/30/2020)																		
15002	WASHAGO	11/15/1949	Active	25	2	4	-2	-7.41%	28	5	2		None		P,T,M,VP,SC	3	\$146.03	
Exc Award (06/30/2017, 06/30/2023)																		
14686	WHITESTONE MC KELLAR	03/09/1972	Active	12	0	2	-2	-14.29%	14	0	8		4		M,VP,SC	1	\$146.03	
Exc Award (06/30/2023, 06/30/2024)																		
15003	WINDERMERE & DISTRICT L C	04/23/1968	Active	13	1	0	1	8.33%	13		5		9	N	M,VP,SC	18		

Clubs Cancelled Previous Fiscal Year – Clubs Cancelled within last 12 months may be reinstated

Club Number	Club Name	Charter Date	Current Status*	Cancellation Date
130905	Collingwood Centennial	05/08/2017	Cancelled(6*)	04/29/2024



Club Health Assessment for District A 12 through March 2025

Club Number				Club Name				Charter Date				Status										Membership										Reports										Finance		LCIF	
												Current Member Count	YTD Members Added	YTD Members Dropped	YTD Net Growth	YTD Net Growth%	Member Count 12 Months Ago	Avg. length of service for dropped members	Months Since Last MMR ***	Yrs. Since Last Officer Report	President Rotation	Vice President Reported ****	Months Since Last Activity Report ***	Account Balance	Donations for current Fiscal Year																				
												Number of times on status quo within last two years				If below 15 members appears				If net loss is greater than 20% appears				If no report in 3 months appears in				When more than one year appears in				Number of repeat terms				Notes the officers that do not have an active				If no report at 12 months appears in red					
																												</																	

* - P - Priority Club. Cancellation Reasons: 1-Objectives/conduct, 2-Non-active club, 5-Non-existing club, 6-Disbanding, 7-Merger, 8-Financial Suspension, 9-District/Multiple District Dues.

** - Abbreviation: P-President, S-Secretary, T-Treasurer, M-Member Chairperson, VP-First Vice President, MC-Communications Chairperson, SC-Service Chairperson

*** - Abbreviation: N/R - Never reported using the Lions Clubs website, N/A - Not applicable, No password registered for the Lions Clubs website.

**** - Abbreviation: N - New, IP - Immediate Past, R - Repeat.



Club Health Assessment for District A 15 through March 2025

			Status	Membership							Reports					Finance		LCIF
Club Number	Club Name	Charter Date		Current Member Count	YTD Members Added	YTD Members Dropped	YTD Net Growth	YTD Net Growth%	Member Count 12 Months Ago	Avg. length of service for dropped members	Months Since Last MMR ***	Yrs. Since Last Officer Report	President Rotation	Vice President Reported ****	Months Since Last Activity Report ***	Account Balance	Donations for current Fiscal Year	
			Number of times on status quo within last two years	If below 15 members appears				If net loss is greater than 20% appears			If no report in 3 months appears in	When more than one year appears in	Number of repeat terms	Notes the officers that do not have an active	If no report at 12 months appears in red			
Clubs more than two years old																		
110809	ARISS AND MARYHILL	04/12/2011	Active	15	3	0	3	25.00%	12		0		2		VP	3		
14831	ATWOOD	01/29/1957	Active	37	2	1	1	2.78%	37	7	0			N	SC	6	\$694.28	
62161	AYR - NORTH DUMFRIES	06/23/1999	Active	15	0	1	-1	-6.25%	16	26	1				T,VP,SC	9		
14832	BAYFIELD	02/04/1947	Active	35	0	2	-2	-5.41%	35	20	0		2	R	M,SC	24+	\$719.44	
33844	BELWOOD & DISTRICT L C	05/10/1977	Active	16	2	0	2	14.29%	25		0		2	N	SC	1		
Exc Award (06/30/2016)																		
14923	BRANTFORD	02/23/1926	Active	7	0	0	0	0.00%	8		8				VP,SC	24+		
119686	Breslau	06/21/2013	Active	3	0	0	0	0.00%	3		22		7		M,VP,SC	9		
14834	BRIDGEPORT	02/22/1967	Active	8	0	0	0	0.00%	8		13		3	R	M,SC	10	\$347.14	
14924	BURFORD	12/20/1945	Active	20	0	3	-3	-13.04%	23	12	0			N	SC	1		
61745	CAMBRIDGE HIGHLANDS	04/01/1999	Active	7	0	0	0	0.00%	8		8		2	N		1	\$694.28	
Exc Award (06/30/2017, 06/30/2018, 06/30/2021)																		
43481	CENTRALIA-HURON PARK L C	02/29/1984	Active(1)	3	0	2	-2	-40.00%	5	9	5		2		M,VP,SC	24+		
Exc Award (06/30/2018)																		
31933	COPETOWN	03/23/1976	Active	27	1	3	-2	-6.90%	29	16	4			N	M,SC	0	\$179.18	
Exc Award (06/30/2018, 06/30/2021)																		
14837	DRUMBO	12/01/1955	Active	19	5	3	2	11.76%	17	33	1			N	T,M,SC	0		
14932	DUNDAS	01/15/1931	Active	38	4	3	1	2.70%	38	24	1				VP	0	\$1,070.54	
147289	Dundas Lioness	06/30/2021	Active	18	2	2	0	0.00%	22	1	3			N	S,M,SC	24+		
14839	ELMIRA	04/26/1955	Active	85	2	2	0	0.00%	86	29	0			N		24+		
14840	ELORA	11/12/1946	Active	13	0	0	0	0.00%	13		11			N	M,VP,SC	9	\$432.01	
14841	EXETER	12/01/1937	Active	54	2	2	0	0.00%	56	17	1			N		1	\$719.44	
Exc Award (06/30/2018)																		
34522	FERGUS	10/07/1977	Active	24	5	2	3	14.29%	24	11	0		7	R	M	3	\$34.69	
45682	FREELTON	01/31/1986	Active	15	8	0	8	114.29%	15		1			IP	M,SC	0		




Club Health Assessment for District A 15 through March 2025

			Status	Membership							Reports					Finance		LCIF
Club Number	Club Name	Charter Date		Current Member Count	YTD Members Added	YTD Members Dropped	YTD Net Growth	YTD Net Growth%	Member Count 12 Months Ago	Avg. length of service for dropped members	Months Since Last MMR ***	Yrs. Since Last Officer Report	President Rotation	Vice President Reported ****	Months Since Last Activity Report ***	Account Balance	Donations for current Fiscal Year	
			Number of times on status quo within last two years	If below 15 members appears				If net loss is greater than 20% appears			If no report in 3 months appears in	When more than one year appears in	Number of repeat terms	Notes the officers that do not have an active	If no report at 12 months red			
14842	GALT-CAMBRIDGE L C	01/31/1938	Active	12	2	0	2	20.00%	11		5		2	R SC	24+		\$1,079.17	
56118	GLEN MORRIS	09/20/1994	Active	21	0	0	0	0.00%	21		2		2	M,VP,SC	13			
14845	GUELPH	09/26/1944	Active	22	3	3	0	0.00%	20	11	0		2	N	0			
Exc Award (06/30/2020, 06/30/2021, 06/30/2022)																		
46959	GUELPH ROYAL CITY	02/27/1987	Active	12	1	1	0	0.00%	13	20	3			N M,SC	1			
29371	HICKSON & DISTRICT	05/29/1974	Active	12	0	0	0	0.00%	13		6			N	4	90+ Days	(\$147.49)	
14847	HILLSBURGH & DISTRICT L C	05/20/1971	P- Active	0	0	10	-10	-100.00%	10	12	3		None	P,S,T,M,VP SC	24+			
Exc Award (06/30/2016, 06/30/2018)																		
14849	INGERSOLL	12/14/1938	Active	15	2	0	2	15.38%	13		0		3	M,VP	1			
Exc Award (06/30/2016)																		
33218	INNERKIP & DIST	01/06/1977	Active	32	4	1	3	10.34%	29	3	2			N	12		\$1,148.55	
14850	KITCHENER	08/05/1937	Active	30	3	8	-5	-14.29%	34	1	0		2	N SC	0		\$69.38	
Exc Award (06/30/2016, 06/30/2024)																		
14851	KITCHENER OKTOBERFEST	09/17/1970	Active	11	0	0	0	0.00%	11		11			N SC	1			
36892	KITCHENER PIONEER	04/23/1979	Active	16	1	1	0	0.00%	16	2	2		2	R SC	0			
59129	KITCHENER-WATERLOO COMM SPIRIT	02/11/1997	Active	13	1	0	1	8.33%	17		1		2	R	0		\$711.57	
Exc Award (06/30/2021, 06/30/2023)																		
40871	LINWOOD & DIST	02/26/1982	Active	17	3	0	3	21.43%	14		4		3	VP,SC	24+			
14939	LYNDEN	03/07/1957	Active	27	2	1	1	3.85%	27	68	0		2	N SC	2		\$716.49	
Exc Award (06/30/2016)																		
29918	MARSVILLE & DISTRICT	11/13/1974	Active	4	0	1	-1	-20.00%	5	50	4		18	P,M,VP,SC	1			
Exc Award (06/30/2016)																		
14853	MILVERTON	12/04/1939	Active	37	6	1	5	15.63%	34	1	7			N M,SC	24+			
14855	MONKTON	09/15/1952	Active	15	0	1	-1	-6.25%	17	47	1			P,VP,SC	24+		\$1,040.76	
130035	Mosborough Busy Busy	02/15/2017	Active	22	0	1	-1	-4.35%	23	3	5		5	R	11			
14861	PARADISE & DISTRICT L C	02/14/1973	Active	20	1	0	1	5.26%	19		5			VP,SC	24+		\$694.28	



Club Health Assessment for District A 15 through March 2025

			Status	Membership							Reports					Finance	LCIF
Club Number	Club Name	Charter Date		Current Member Count	YTD Members Added	YTD Members Dropped	YTD Net Growth	YTD Net Growth%	Member Count 12 Months Ago	Avg. length of service for dropped members	Months Since Last MMR ***	Yrs. Since Last Officer Report	President Rotation	Vice President Reported ****	Months Since Last Activity Report ***	Account Balance	Donations for current Fiscal Year
			Number of times on status quo within last two years	If below 15 members appears				If net loss is greater than 20% appears			If no report in 3 months appears in	When more than one year appears in	Number of repeat terms	Notes the officers that do not have an active	If no report at 12 months appears in red		
14945	PARIS	03/16/1931	Active	41	6	6	0	0.00%	40	17	1			N	SC	1	
	Exc Award (06/30/2017, 06/30/2018, 06/30/2020)																
68902	PLATTSVILLE & DISTRICT	06/17/2003	Active	14	1	0	1	7.69%	11		2		2	R	SC	1	
14946	ROCKTON	04/13/1965	Active	52	1	1	0	0.00%	59	4	1			N	M	15	\$1,110.51
	Exc Award (06/30/2018, 06/30/2021)																
14864	ROCKWOOD & DISTRICT L C	03/03/1972	Active	24	3	3	0	0.00%	23	7	0		4	R	M,SC	0	\$984.69
14949	SHEFFIELD	04/26/1965	Active	14	0	0	0	0.00%	13		2			N		11	\$1,710.86
	Exc Award (06/30/2024)																
14947	ST GEORGE	04/11/1945	Active	63	6	2	4	6.78%	63	14	1			N	SC	4	\$2,367.74
	Exc Award (06/30/2016, 06/30/2018)																
14865	ST JACOBS	09/10/1953	Active	24	3	1	2	9.09%	23	0	3		3	R	SC	0	
	Exc Award (06/30/2017)																
14866	ST MARYS	01/23/1940	Active	20	0	0	0	0.00%	20		10		2	N	SC	10	
14868	STRATFORD	01/13/1925	Active	10	0	1	-1	-9.09%	11	1	6				VP	2	\$1,085.30
	Exc Award (06/30/2024)																
44432	SWEABURG & DIST	12/17/1984	Active	20	0	1	-1	-4.76%	21	4	5			N	VP	6	90+ Days
14870	THAMESFORD	01/04/1961	Active	66	1	1	0	0.00%	67	47	2		2	N		0	\$2,487.13
	Exc Award (06/30/2016, 06/30/2018, 06/30/2020)																
14952	WATERDOWN DISTRICT L C	04/30/1967	Active	18	1	0	1	5.88%	16		1		2	R	SC	24+	\$35.78
	Exc Award (06/30/2018)																
29919	WELLESLEY & DISTRICT	11/13/1974	Active	24	4	1	3	14.29%	26	2	5		2	R	M,SC	15	
85011	WEST COAST	03/10/2005	Active(1)	14	4	0	4	40.00%	10		1		2	N	SC	23	
	Exc Award (06/30/2016)																
14857	WILMOT LIONESS	10/20/1967	Active	27	2	0	2	8.00%	25		0		2	R	SC	24+	
14875	WOODSTOCK	04/01/1931	Active	26	0	0	0	0.00%	28		4		2		VP,SC	9	
	Exc Award (06/30/2016)																
68901	WOOLWICH COMMUNITY	06/17/2003	Active	51	9	0	9	21.43%	45		1			N		0	\$355.84
	Exc Award (06/30/2024)																



Club Health Assessment for District A 15 through March 2025

			Status		Membership							Reports					Finance		LCIF	
Club Number	Club Name	Charter Date			Current Member Count	YTD Members Added	YTD Members Dropped	YTD Net Growth	YTD Net Growth%	Member Count 12 Months Ago	Avg. length of service for dropped members	Months Since Last MMR ***	Yrs. Since Last Officer Report	President Rotation	Vice President Reported ****	Months Since Last Activity Report ***	Account Balance	Donations for current Fiscal Year		
			Number of times on status quo within last two years		If below 15 members appears				If net loss is greater than 20% appears			If no report in 3 months appears in	When more than one year appears in	Number of repeat terms		Notes the officers that do not have an active	If no report at 12 months appears in red			
14876	ZURICH	12/22/1944	Cancelled(6*)		0	0	0	0	0.00%	0		15		None	P,S,T,M,VP SC	24+				
Current Total Clubs Count	YTD New Clubs Count	YTD Cancelled Clubs Count	YTD Net Club Gain	Current Total Members Count	YTD Add	YTD Drop	YTD Net Growth	YTD Net Growth %	Member Count 12 Months Ago	Average Member Count Per Club	% of Clubs with less than 20 members	% No MMR in 3 Months	% No Officer Report in 12 Months	% of Clubs with balance 90+ days	Number of Clubs in Status Quo	% Status Quo Clubs in Financial Suspension	Number of Cancelled Clubs	Average Cancelled Club Age	Members Lost Due to Cancellation	% of Clubs Cancelled for Non-Financial Reasons
56	0	1	-1	1,305	106	72	34	2.68%	1,328	23	50%	43%	0%	4%	0	0%	1	80	0	100%

* - P - Priority Club. Cancellation Reasons: 1-Objectives/conduct, 2-Non-active club, 5-Non-existing club, 6-Disbanding, 7-Merger, 8-Financial Suspension, 9-District/Multiple District Dues.

** - Abbreviation: P-President, S-Secretary, T-Treasurer, M-Member Chairperson, VP-First Vice President, MC-Communications Chairperson, SC-Service Chairperson

*** - Abbreviation: N/R - Never reported using the Lions Clubs website, N/A - Not applicable, No password registered for the Lions Clubs website.

**** - Abbreviation: N - New, IP - Immediate Past, R - Repeat.



Club Health Assessment for District A 16 through March 2025

			Status	Membership							Reports					Finance		LCIF
Club Number	Club Name	Charter Date		Current Member Count	YTD Members Added	YTD Members Dropped	YTD Net Growth	YTD Net Growth%	Member Count 12 Months Ago	Avg. length of service for dropped members	Months Since Last MMR ***	Yrs. Since Last Officer Report	President Rotation	Vice President Reported ****	Months Since Last Activity Report ***	Account Balance	Donations for current Fiscal Year	
			Number of times on status quo within last two years	If below 15 members appears					If net loss is greater than 20% appears		If no report in 3 months appears in	When more than one year appears in	Number of repeat terms	Notes the officers that do not have an active	If no report at 12 months appears in red			
Clubs less than two years old																		
171839	Vaughan Saga	05/29/2024	Active	20	0	2	-2	-9.09%	0	1	0		2	N	S,T,M,SC	0	90+ Days	
179754	Zephyr Scott	01/31/2025	Newly Chartered	21	21	0	21	100.00%	0		2			N	M,SC	0		
Clubs more than two years old																		
14583	AJAX	12/10/1953	Active	18	2	0	2	12.50%	16		4			N	SC	3	90+ Days	
Exc Award (06/30/2023)																	\$694.28	
128874	Angus Glen	09/29/2016	Active	11	0	0	0	0.00%	11		0			R		0	\$138.35	
Exc Award (06/30/2018, 06/30/2021)																		
14955	AURORA	04/12/1944	Active	20	4	4	0	0.00%	24	3	4				VP,SC	0	\$1,055.49	
Exc Award (06/30/2016, 06/30/2018, 06/30/2020)																		
14959	BEAVERTON	12/12/1947	Active	55	4	3	1	1.85%	55	6	1			N		3	\$18.07	
Exc Award (06/30/2017)																		
39045	BLACKSTOCK CARTWRIGHT	11/20/1980	Active	15	0	3	-3	-16.67%	18	3	2				VP	0	\$390.08	
Exc Award (06/30/2017, 06/30/2019, 06/30/2020)																		
37049	BOBCAYGEON & DISTRICT	05/17/1979	Active	22	6	1	5	29.41%	29	0	1			N		1	\$1,761.79	
Exc Award (06/30/2020, 06/30/2021)																		
14963	BRECHIN DISTRICT L C	03/12/1969	Active	13	0	0	0	0.00%	15		5		6	R	M,SC	3		
105676	BROOKLIN ASHBURN MYRTLE	06/03/2009	Active	6	1	0	1	20.00%	5		6		11		VP,SC	6		
Exc Award (06/30/2021)																		
102253	CANADA HK UNIONVILLE DONCREST N HORIZON	06/03/2008	Active	23	5	2	3	15.00%	24	4	4		2	N		4		
Exc Award (06/30/2022)																		
14965	CANNINGTON	01/08/1948	Active	27	4	1	3	12.50%	22	1	2			N	M	2	\$73.01	
Exc Award (06/30/2021, 06/30/2024)																		
145966	Cannington Lioness	05/20/2021	Active	10	0	0	0	0.00%	10		2			N		0	\$325.28	
Exc Award (06/30/2022, 06/30/2023, 06/30/2020)																		
14966	CLAREMONT DISTRICT L C	02/28/1968	Active	5	0	2	-2	-28.57%	6	10	6		3		S,M,VP,SC	1		
Exc Award (06/30/2018)																		



Club Health Assessment for District A 16 through March 2025

Club Number	Club Name	Charter Date	Status	Membership							Reports					Finance	LCIF
				Current Member Count	YTD Members Added	YTD Members Dropped	YTD Net Growth	YTD Net Growth%	Member Count 12 Months Ago	Avg. length of service for dropped members	Months Since Last MMR ***	Yrs. Since Last Officer Report	President Rotation	Vice President Reported ****	Months Since Last Activity Report ***	Account Balance	Donations for current Fiscal Year
			Number of times on status quo within last two years	If below 15 members appears				If net loss is greater than 20% appears			If no report in 3 months appears	When more than one year appears in	Number of repeat terms	Notes the officers that do not have an active	If no report at 12 months appears in red		
14592	COBOCONK	06/22/1953	Active	22	2	1	1	4.76%	21	1	4		3	T,M,VP,SC	1		\$208.15
40756	DUNS福德 & DIST	01/31/1982	Active	16	0	2	-2	-11.11%	18	5	4			R	M,SC	0	\$1,089.61
	Exc Award (06/30/2024)																
29614	FENELON FALLS & DISTRICT	06/28/1974	Active	21	1	2	-1	-4.55%	21	23	4			N	VP	1	\$1,092.25
	Exc Award (06/30/2019)																
44538	FOWLERS CORNERS & DIST	01/11/1985	Active	40	6	1	5	14.29%	36	0	1			N	SC	0	\$434.44
	Exc Award (06/30/2020, 06/30/2023)																
39046	GOODWOOD	11/10/1980	Active	16	0	1	-1	-5.88%	18	1	3		2	N	T,M,SC	4	\$234.79
54692	GREENBANK & DIST	06/30/1993	Active	33	9	0	9	37.50%	26		4				M,VP,SC	1	\$543.74
	Exc Award (06/30/2019, 06/30/2020, 06/30/2023)																
35058	HALIBURTON & DISTRICT L C	02/14/1978	Active	33	1	0	1	3.13%	32		1			R	SC	0	\$71.16
	Exc Award (06/30/2016, 06/30/2017, 06/30/2023)																
51095	HOLLAND LANDING & DIST	12/05/1990	Active	15	1	0	1	7.14%	15		2				VP,SC	0	
	Exc Award (06/30/2022)																
32523	KESWICK & DISTRICT L C	06/30/1976	Active	4	0	0	0	0.00%	6		9		3		VP,SC	5	
14977	KING CITY	05/22/1952	Active	18	0	1	-1	-5.26%	21	1	3			N		1	\$1,866.94
50113	KINMOUNT & DIST	01/22/1990	Active	22	2	2	0	0.00%	22	6	0				VP	0	\$740.34
	Exc Award (06/30/2016, 06/30/2020, 06/30/2023)																
14978	KIRKFIELD DISTRICT L C	03/09/1969	Active	15	5	3	2	15.38%	15	3	0			IP	SC	0	\$1,079.17
	Exc Award (06/30/2022, 06/30/2023)																
14605	LINDSAY	04/14/1953	Active	28	4	0	4	16.67%	25		0			R	SC	2	\$477.67
14765	MAPLE	02/25/1948	Active	14	0	1	-1	-6.67%	15	29	3		13	R	M,SC	0	\$730.13
14981	MARKHAM	10/22/1943	Active	40	4	1	3	8.11%	37	26	0			N		0	\$2,288.02
	Exc Award (06/30/2017, 06/30/2022)																
152231	Markham Elite	08/17/2022	Active	28	9	0	9	47.37%	23		0			R		3	
152578	Markham Mantra	09/20/2022	Active	30	7	5	2	7.14%	28	3	1			N		0	\$4,558.36
	Exc Award (06/30/2024)																
45109	MINDEN & DIST	06/17/1985	Active	18	0	0	0	0.00%	18		4			N	SC	0	\$346.92
																90+ Days	




Club Health Assessment for District A 16 through March 2025

			Status	Membership							Reports					Finance		LCIF
Club Number	Club Name	Charter Date		Current Member Count	YTD Members Added	YTD Members Dropped	YTD Net Growth	YTD Net Growth%	Member Count 12 Months Ago	Avg. length of service for dropped members	Months Since Last MMR ***	Yrs. Since Last Officer Report	President Rotation	Vice President Reported ****	Months Since Last Activity Report ***	Account Balance	Donations for current Fiscal Year	
			Number of times on status quo within last two years	If below 15 members appears			If net loss is greater than 20% appears				If no report in 3 months appears in	When more than one year appears in	Number of repeat terms	Notes the officers that do not have an active		If no report at 12 months appears in red		
Exc Award (06/30/2017, 06/30/2022, 06/30/20)	14983 MOUNT ALBERT DISTRICT	10/28/1968	Active	15	0	3	-3	-16.67%	19	4	2				M,VP,SC	1		\$184.59
Exc Award (06/30/2019, 06/30/2022, 06/30/20)	14984 NEWMARKET	02/19/1931	Active	30	4	4	0	0.00%	30	5	0			N		0	90+ Days	\$1,460.27
Exc Award (06/30/2019, 06/30/2021, 06/30/20)	41341 NEWMARKET NORTH	05/24/1982	Active	33	0	1	-1	-2.94%	33	1	2			N	M	5		\$322.29
Exc Award (06/30/2017)	14986 OAK RIDGES	03/14/1950	Active	12	0	0	0	0.00%	13		8		2	N	M,SC	0		
Exc Award (06/30/2021, 06/30/2023)	42948 OAKWOOD & DIST	07/05/1983	Active	27	10	2	8	42.11%	18	9	0			N		1		\$359.72
Exc Award (06/30/2018, 06/30/2022, 06/30/20)	145964 Omemee & District Lioness	05/20/2021	Active	12	0	0	0	0.00%	12		4			N	SC	0		\$72.29
Exc Award (06/30/2023)	14613 OMEMEE DISTRICT	01/22/1957	Active	17	1	1	0	0.00%	19	21	2				VP,SC	6		\$71.17
Exc Award (06/30/2017, 06/30/2019)	98492 ONTARIO YORK REGION HERITAGE	02/06/2007	Active	15	1	0	1	7.14%	14		5			R	VP	4		\$74.03
Exc Award (06/30/2016, 06/30/2017, 06/30/20)	103871 OSHAWA AIRPORT	10/28/2008	Active	34	2	0	2	6.25%	33		1			N		0		\$1,698.40
Exc Award (06/30/2022)	14615 OSHAWA NORTH OSHAWA	04/23/1970	Active	18	0	2	-2	-10.00%	19	28	3			N	SC	0		\$359.72
Exc Award (06/30/2018)	46960 OSHAWA WEST	02/27/1987	Active	27	4	2	2	8.00%	29	22	2			N	VP	3		\$1,172.94
Exc Award (06/30/2020, 06/30/2022, 06/30/20)	145576 Pefferlaw Lioness	04/06/2021	Active	13	1	0	1	8.33%	12		7			R	M,SC	1		\$18.07
Exc Award (06/30/2018, 06/30/2023)	14990 PEPPERLAW DIST	01/24/1956	Active	36	6	2	4	12.50%	29	8	3			N		3		
Exc Award (06/30/2020, 06/30/2022, 06/30/20)	14619 PORT PERRY	11/16/1937	Active	22	1	0	1	4.76%	19		0			N		1		\$359.19
Exc Award (06/30/2019, 06/30/2020)	14769 RICHVALE	06/27/1963	Active	13	0	0	0	0.00%	13		8		4		VP,SC	1		\$277.21



Club Health Assessment for District A 16 through March 2025



Club Number	Club Name	Charter Date	Status	Membership							Reports					Finance	LCIF
				Current Member Count	YTD Members Added	YTD Members Dropped	YTD Net Growth	YTD Net Growth%	Member Count 12 Months Ago	Avg. length of service for dropped members	Months Since Last MMR ***	Yrs. Since Last Officer Report	President Rotation	Vice President Reported ****	Months Since Last Activity Report ***	Account Balance	Donations for current Fiscal Year
			Number of times on status quo within last two years	If below 15 members appears				If net loss is greater than 20% appears			If no report in 3 months appears in	When more than one year appears in	Number of repeat terms	Notes the officers that do not have an active	If no report at 12 months red		
14996	STOUFFVILLE	12/17/1937	Active	20	1	1	0	0.00%	20	48	0			R	M,SC	1	\$694.28
	Exc Award (06/30/2023)																
14997	SUNDERLAND	09/12/1955	Active	57	1	1	0	0.00%	57	13	1			N	VP,SC	4	\$569.71
	Exc Award (06/30/2019, 06/30/2023, 06/30/2024)																
14774	THORNHILL DISTRICT	02/23/1947	Active	17	0	0	0	0.00%	17		0		10		P,M,VP,SC	11	\$277.72
38446	UDORA & LEASKDALE L C	05/23/1980	Active	25	11	24	-13	-34.21%	29	4	0			N		0	(\$134.08)
	Exc Award (06/30/2016, 06/30/2017, 06/30/2024)																
29212	UXBRIDGE & DISTRICT	04/22/1974	Active	10	0	0	0	0.00%	10		9		8		M,VP,SC	5	\$192.15
	Exc Award (06/30/2017)																
110880	VICTORIA MARKHAM SQUARE	05/02/2011	Active	17	0	2	-2	-10.53%	18	4	8		2	R	M	0	
	Exc Award (06/30/2018, 06/30/2024)																
15004	WOODVILLE & DISTRICT L C	04/18/1968	Active	26	2	1	1	4.00%	25	38	1			N	SC	0	\$345.88
	Exc Award (06/30/2017)																
153318	York Region GRACE	01/05/2023	Active	15	2	0	2	15.38%	19		1		3	N		0	

Clubs Cancelled Previous Fiscal Year – Clubs Cancelled within last 12 months may be reinstated

Club Number	Club Name	Charter Date	Current Status*	Cancellation Date
121205	Sutton & District	01/27/2014	Cancelled(8*)	12/29/2023

Current Total Clubs Count	YTD New Clubs Count	YTD Cancelled Clubs Count	YTD Net Club Gain	Current Total Members Count	YTD Add	YTD Drop	YTD Net Growth	YTD Net Growth %	Member Count 12 Months Ago	Average Member Count Per Club	% of Clubs with less than 20 members	% No MMR in 3 Months	% No Officer Report in 12 Months	% of Clubs with balance 90+ days	Number of Clubs in Status Quo	% Status Quo Clubs in Financial Suspension	Number of Cancelled Clubs	Average Cancelled Club Age	Members Lost Due to Cancellation	% of Clubs Cancelled for Non-Financial Reasons
55	1	0	1	1,190	145	84	61	5.40%	1,139	22	49%	44%	0%	13%	0	0%	0	0	0	0%

* - P - Priority Club. Cancellation Reasons: 1-Objectives/conduct, 2-Non-active club, 5-Non-existing club, 6-Disbanding, 7-Merger, 8-Financial Suspension, 9-District/Multiple District Dues.

** - Abbreviation: P-President, S-Secretary, T-Treasurer, M-Member Chairperson, VP-First Vice President, MC-Communications Chairperson, SC-Service Chairperson

*** - Abbreviation: N/R - Never reported using the Lions Clubs website, N/A - Not applicable, No password registered for the Lions Clubs website.

**** - Abbreviation: N - New, IP - Immediate Past, R - Repeat.